

# Turmdrehkran

Tower Crane / Grue à tour / Gru a torre  
Grúa torre / Guindaste de torre

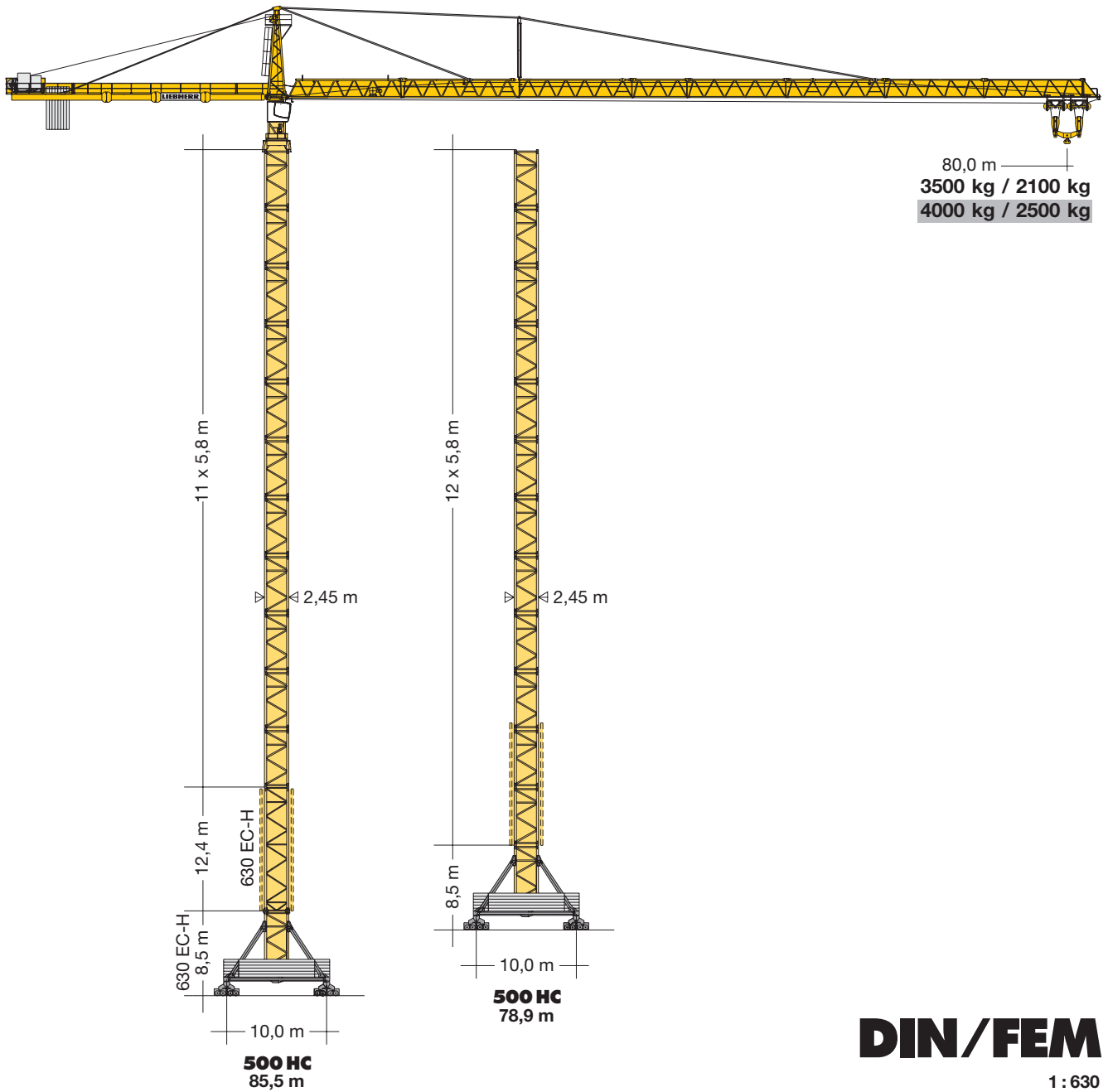
## 550 EC-H 40 FR.tronic®

550 EC-H 12 FR.tronic®  
550 EC-H 12 Litronic®

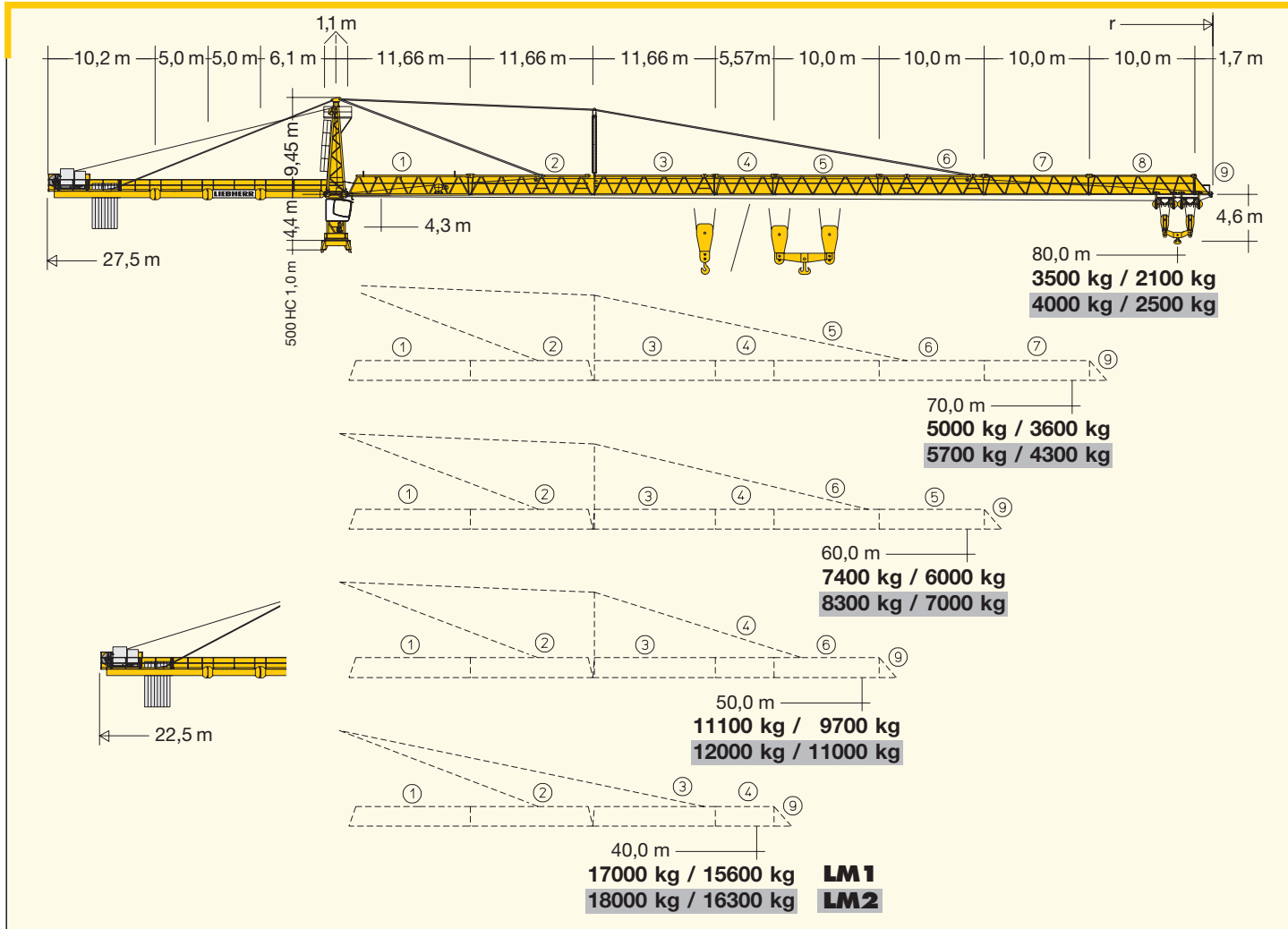
## 550 EC-H 40 Litronic®

550 EC-H 20 FR.tronic®  
550 EC-H 20 Litronic®

550 EC-H 40 FR.tronic®  
550 EC-H 40 Litronic®



# LIEBHERR




## Hubhöhe


Hoisting height / Hauteur sous crochet / Altezza di sollevamento / Altura bajo gancho / Altura de montagem

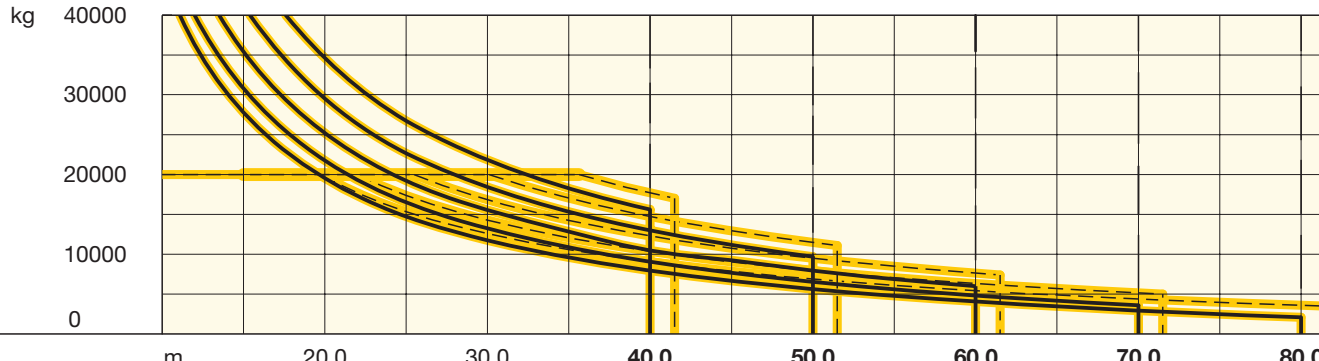
500 HC				
13	76,6*	-	-	-
12	70,8*	78,9*	83,1*	-
11	65,0	73,1	77,3*	85,5*
10	59,2	67,3	71,5	79,9*
9	53,4	61,5	65,7	73,9
8	47,6	55,7	59,9	68,1
7	41,8	49,9	54,1	62,3
6	36,0	44,1	48,3	56,5
5	30,2	38,3	42,5	50,7
4	24,4	32,5	36,7	44,9
3	18,6	26,7	30,9	39,1
2	12,8	20,9	25,1	33,3
1	7,0	15,1	19,3	27,5
0	-	-	13,5	21,7
	m		m	

\* Weitere Hubhöhen, Auslegerlängen sowie Klettern im Gebäude auf Anfrage. / Further hoist heights and jib lengths as well as climbing inside the building on request. / Autres hauteurs sous crochet et longueurs de flèche ainsi que hissage dans le bâtiment sur demande. / Ulteriori altezze gancho, lunghezze braccio così come telescopaggio all'interno dell'edificio: su richiesta. / Para alturas bajo gancho superiores, otros alcances y trepado en el interior del edificio, consultar. / Outras alturas de elevação, comprimentos de lança e subida no edifício: sob consulta.

 m r		m/kg	550 EC-H 40 FR.tronic®													
			15,0	20,0	25,0	30,0	35,0	41,5	45,0	51,5	55,0	61,5	65,0	71,5	75,0	81,5
81,5 (r=83,7)	5,5-19,8 20000	20000	19760	15340	12590	10580	8680	7870	6650	6110	5270	4880	4260	3970	3500	
71,5 (r=73,7)	5,5-22,0 20000	20000	20000	17370	14290	12060	9930	9020	7670	7060	6120	5690	5000			
61,5 (r=63,7)	5,5-25,5 20000	20000	20000	20000	16840	14260	11800	10760	9180	8490	7400					
51,5 (r=53,7)	5,5-30,1 20000	20000	20000	20000	20000	17040	14160	12940	11100							
41,5 (r=43,7)	5,5-35,6 20000	20000	20000	20000	20000	20000	17000									


  

 m r		m/kg	LM 1													
			15,0	20,0	25,0	30,0	35,0	40,0	45,0	50,0	55,0	60,0	65,0	70,0	75,0	80,0
80,0 (r=83,7)	4,3-11,1 40000	27800	19550	14740	11750	9590	7950	6670	5630	4780	4070	3470	2950	2500	2100	
70,0 (r=73,7)	4,3-12,0 40000	30810	21770	16510	13240	10870	9080	7670	6540	5610	4830	4170	3600			
60,0 (r=63,7)	4,3-13,5 40000	35440	25200	19230	15530	12850	10470	9220	7940	6880	6000					
50,0 (r=53,7)	4,3-15,4 40000	40000	29520	22670	18420	15340	13000	11170	9700							
40,0 (r=43,7)	4,3-17,6 40000	40000	34630	26740	21840	18290	15600									


  


## Antriebe FR.tronic®/Litronic®

Driving units / Mécanismes d'entraînement  
Azionamenti / Mecanismos / Mecanismos



65 kW FU  
WIW 280 MZ 407





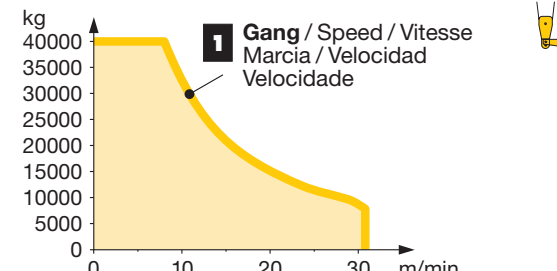
172,0 m / 86,0 m

max. 301,0 m / 151,0 m\*\*


↔ **stufenlos** / stepless / régl. continu  
regl. progressiva / sin escalones / sem degraus

kg	m/min	kg	m/min
20000 0 ↔ 16	40000 0 ↔ 8	3800 0 ↔ 62	7800 0 ↔ 31







1 Gang / Speed / Vitesse  
Marcia / Velocidad  
Velocidade



65 kW FU  
WIW 280 VZ 402





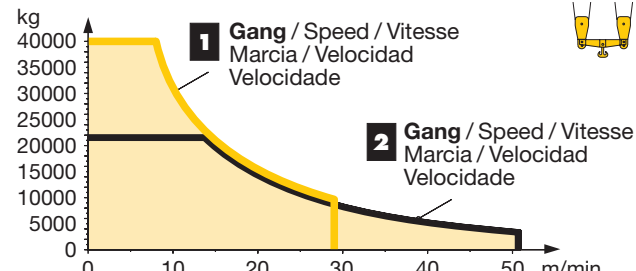
237,0 m / 118,0 m

max. 334,0 m / 167,0 m\*\*

↔ **stufenlos** / stepless / régl. continu  
regl. progressiva / sin escalones / sem degraus

kg	m/min	kg	m/min
20000 0 ↔ 16	40000 0 ↔ 8	3900 0 ↔ 58	8200 0 ↔ 29
11200 0 ↔ 28	22000 0 ↔ 14	1250 0 ↔ 102	3800 0 ↔ 51




1 Gang / Speed / Vitesse  
Marcia / Velocidad  
Velocidade

2 Gang / Speed / Vitesse  
Marcia / Velocidad  
Velocidade


\*\* Weitere Hublastdaten: siehe Betriebsanleitung. / Further hoist load data: see instruction manual. / Autres données de la charge de levage: voir manuel d'instruction. / Altri dati sui carichi sollevati: consultare il manuale d'istruzione. / Outras tabelas de carga: consultar manual de instruções.

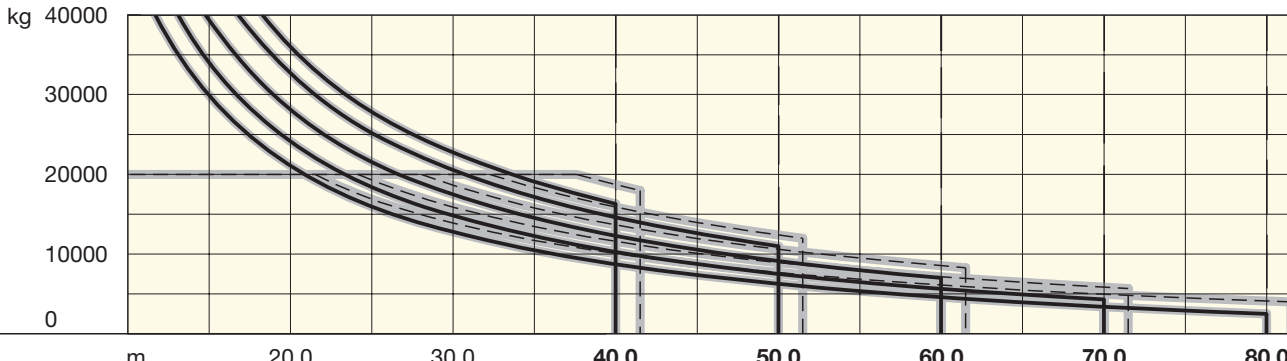
# Ausladung und Tragfähigkeit

Radius and capacity / Portée et charge / Sbraccio e portata / Alcances y cargas / Alcance e capacidade de carga

 m r		m/kg	550 EC-H 40 Litronic®												
			15,0	20,0	25,0	30,0	35,0	41,5	45,0	51,5	55,0	61,5	65,0	71,5	75,0
81,5 (r=83,7)	5,5-21,5 20000	20000	20000	16900	13900	11720	9640	8760	7430	6850	5930	5510	4830	4520	4000
71,5 (r=73,7)	5,5-24,2 20000	20000	20000	19290	15910	13450	11110	10120	8630	7970	6930	6460	5700		
61,5 (r=63,7)	5,5-28,1 20000	20000	20000	20000	18640	15810	13110	11970	10250	9490	8300				
51,5 (r=53,7)	5,5-32,3 20000	20000	20000	20000	20000	18350	15270	13960	12000						
41,5 (r=43,7)	5,5-37,6 20000	20000	20000	20000	20000	20000	18000								


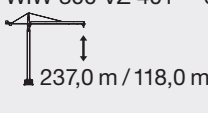


 m r		m/kg	550 EC-H 40 Litronic®												
			15,0	20,0	25,0	30,0	35,0	40,0	45,0	50,0	55,0	60,0	65,0	70,0	75,0
80,0 (r=83,7)	4,3-11,7 40000	29900	21100	15970	12790	10490	8740	7370	6270	5360	4600	3960	3400	2920	2500
70,0 (r=73,7)	4,3-13,1 40000	34030	24160	18400	14830	12250	10290	8750	7510	6500	5640	4920	4300		
60,0 (r=63,7)	4,3-14,8 40000	39410	28130	21560	17490	14540	12300	10550	9130	7970	7000				
50,0 (r=53,7)	4,3-16,8 40000	40000	32710	25210	20550	17180	14620	12600	11000						
40,0 (r=43,7)	4,3-18,3 40000	40000	36020	27830	22760	19090	16300								

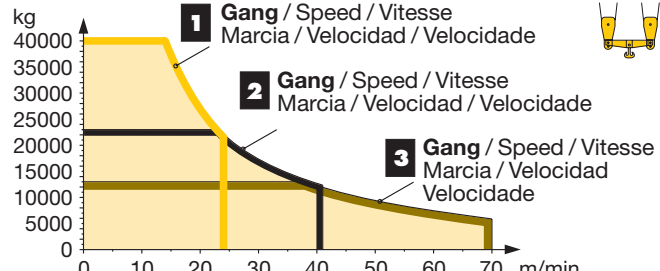
  


LM2

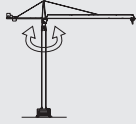
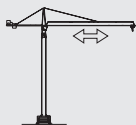

## Antriebe FR.tronic®/Litronic®

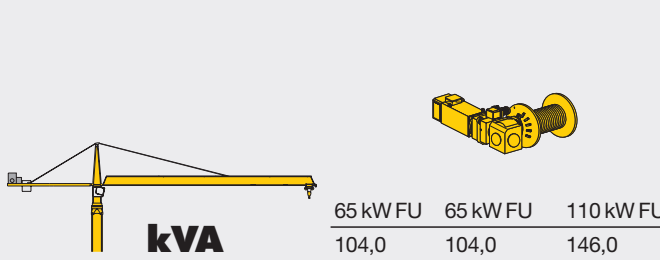
Driving units / Mécanismes d'entraînement / Azionamenti / Mecanismos / Mecanismos

		↔ stufenlos / stepless / régl. continu regl. progressiva / sin escalones / sem degraus			
		kg	m/min	kg	m/min
110 kW FU WIW 300 VZ 401	6 Lagen Layers Couches Strati Camadas Capas				
 237,0 m / 118,0 m max. 334,0 m / 167,0 m**					
					
	<b>1</b>	20000 0 ↔ 27	40000 0 ↔ 14	9800 0 ↔ 48	19500 0 ↔ 24
	<b>2</b>	11500 0 ↔ 46	23000 0 ↔ 23	5100 0 ↔ 81	10500 0 ↔ 41
	<b>3</b>	6400 0 ↔ 77	13000 0 ↔ 38	2200 0 ↔ 140	5400 0 ↔ 70

**LM 2** Abweichende Geschwindigkeiten und Betriebsbedingungen. / Variant speeds and service conditions. / Vitesses et conditions de fonctionnement différentes. / Differenti velocità e condizioni di funzionamento. / Otras velocidades y características de funcionamiento. / Outras velocidades e características de funcionamento.

	U/min 0 ↔ 0,6 sl./min tr./min	3 x 7,5 kW FU
	0 ↔ 68,0 m/min	11,0 kW FU
	25,0 m/min	4 x 7,5 kW





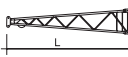









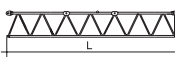







<b>kVA</b>	65 kW FU	65 kW FU	110 kW FU
	104,0	104,0	146,0

















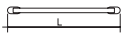

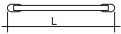



**Litronic®: kVA reduzierbar bei zu geringer Netz-Anschlussleistung, siehe BAL.** / kVA can be reduced in case of too little power of the mains, see instruction manual. / kVA peut être réduit en cas de trop faible puissance du réseau, voir manuel d'instruction. / kVA riducibili in caso di potenza di rete ridotta (si veda manuale uso e manutenzione) / kVA variable para potencia de red demasiado pequeña, ver Manual de instrucciones. / kVA reduzível no caso de capacidade da rede elétrica muito baixa, ver manual de instruções.

## Kolli-Liste

Packing List / Liste de colisage / Lista dei colli / Lista de contenido / Lista de embalagem

Montagegewichte: siehe Betriebsanleitung. / Erection weights: see instruction manual. / Poids de montage: voir manuel de service. / Pesos de montaje: vézase le istruzioni sull'uso. / Peso para el montaje: según manual. / Pesos de montagem: vejã-se as instruções p. uso.

Kranoberteil		Upper part of crane / Partie supérieure de grue / Parte superiore della gru Parte superior grúa / Parte superior do guindaste	L (m)	B (m)	H (m)	kg*			
Pos. Item Rep. Voce Pos. Ref.	Anz. Qty. Qte. Cant. Cant.	<b>Drehbühne kpl.</b> / Slewing platform cpl. Ensemble mât-cabine cpl. / Piattaforma girevole compl. / Conjunto plataforma de giro / Plataforma giratória compl.			6,82	2,90	3,25	17000	
1	1								
2	1	<b>Turmspitze</b> / Tower head Porte-flèche / Cuspide / Cabeza de torre Cabeça de apoio de lança			9,40	1,78	1,91	5080	
3	1	<b>Gegenausleger-Kopfstück</b> / Counter-jib head Pointe de contre-flèche / Testa di controbraccio Tramo punta de contrapluma / Cabeça de contra-lança			10,30	2,42	1,05	4630	
4	1	<b>Gegenausleger-Anlenkstück</b> / Counter-jib heel section / Pied de contre-flèche / Settore articolato di controbraccio / Tramo primero-contrapluma Base articulada da contra-lança			6,34	1,93	1,05	2700	
5	2	<b>Gegenausleger-Zwischenstück</b> / Intermediate counter-jib section / Élément interm. de contre-flèche Spezzone di controbraccio / Tramo intermedio de contrapluma / Peça suplementar da lança			5,20	1,86	1,05	2305	
6	1	<b>Ausleger-Anlenkstück + KAW</b> / Jib heel section Pied de flèche / Settore articolato di braccio Pluma tramo primero / Base articulada de lança			12,03	1,74	2,30	① 5500	
7	1	<b>Ausleger-Zwischenstück</b> / Intermediate jib section Élément intermédiaire de flèche / Spezzone di braccio Tramo intermedio pluma / Peça suplementar da lança			12,02	1,74	1,98	② 3280	
1	12,02				1,74	1,96	③ 2570		
1	6,00				1,74	1,96	④ 1250		
2	10,40				1,74	1,96	⑤+⑥ 1850		
1	10,40				1,74	1,96	⑦ 1545		
1	10,40	1,74	1,96	⑧ 1140					
8	1	<b>Ausleger-Kopfstück</b> / Jib head section Pointe de flèche / Punta freccia Tramo punta de pluma / Cabeça de lança			1,86	1,74	1,96	⑨ 340	
9	2	<b>Laufkatze</b> / Trolley Chariot de distribution / Carrello Carrito / Carro de ponte			2,40	2,14	1,40	750	
					2,40	2,14	1,40	870	
10	1	<b>Lasthaken und Traverse</b> / Hook and cross members Crochet et traverses / Gancio e traversa Gancho y tavessa / Gancho e travessa			4,20	1,50	0,50	2220	
11	1	<b>Hubwerkseinheit (65 kW) FU</b> / Hoist gear unit / Treuil de levage / Gruppo meccanismo sollevamento / Mecanismo de elevación / Grupo de mecanismo elevatório			280 VZ	2,30	2,70	1,65	6750
12	1	<b>Ausleger-Abspannbock</b> / Jib gantry Chevalet de haubange de flèche / Tirante braccio Caballete de pluma / Cavalete de lança			6,13	0,40	1,31	650	

Pos. Item Rep. Voce Pos. Ref.	Anz. Qty. Qte. Qta. Cant. Cant.				L (m)	B (m)	H (m)	kg*
<b>Turm</b>		<b>Tower / Mât / Torre Torre / Torre</b>						
13	13	<b>Turmstück</b> / Tower section Elément de mât / Elemento di torre Tramo torre / Torre			500 HC 6,28	2,45	2,45	6480
14	1	<b>Grundturmstück</b> / Base tower section Mât de base / Elemento di torre base Tramo base / Peça de base de torre			630 EC-H 12,42	2,67	2,67	14100
<b>Klettereinrichtung</b>		<b>Climbing equipment / Equipement de télescopage / Attrezzatura per allungamento della gru Equipo de trepado / Acessórios p. subida no edifício</b>						
15	1	<b>Führungsstück kpl., geteilt</b> / Guide section cpl., split Cage télescopique cpl., dévisée / Gabbia de sopraele vazione compl., suddivisa / Torre de montaje, dividida Peça de guia, subdividida			500 HC 12,39	2,75	1,58	8950
16	1	<b>Hydraulikanlage, Stütz- und Klettertraverse</b> / Hydraulic unit, supporting and climbing cross members / Système hydraulique avec traverses d'appui et de télescopage / Sistema idraulico, traversa di appoggio e allungamento gru / Sistema hidráulico con traviesa de apoyo y trepado / Instalação hidráulica, travessa de apoio e subida			500 HC 2,10	1,10	1,00	1710
<b>Unterwagen</b>		<b>Undercarriage / Châssis / Carro della gru Carro con mástil / Carro de guindaste</b>						
17	4	<b>Ausgleichsschwinge mit Schwingenlager</b> / Pivot for wheel box / Chape pour bogie / Bilanciere di equilibratura con cuscinetto bilanciere / Balancin Balancim com suporte			500 HC 630 EC-H 1,60 1,60	0,72 0,72	1,48 1,48	1470 1470
18	4	<b>Fahrschemel mit Antrieb</b> / Rail bogie with drive Bogie moteur / Telaio con gruppo propulsore Caja rodillo motriz / Quadro sem grupo de propulsão			500 HC 630 EC-H 1,45 1,45	0,82 0,82	0,72 0,72	1110 1110
19	4	<b>Fahrschemel ohne Antrieb</b> / Rail bogie without drive / Bogie fou / Telaio senza gruppo propulsore / Caja rodillo conducido / Quadro com grupo de propulsão			500 HC 630 EC-H 1,30 1,30	0,40 0,40	0,72 0,72	760 760
20	1	<b>Tragholm lang</b> / Long support arm Longeron long / Longherone lungo Brazo soporte largo / Travessa comprida			500 HC 630 EC-H 7,32 7,32	0,92 0,92	0,93 0,93	2330 2330
21	2	<b>Tragholm kurz</b> / Short support arm Longeron court / Longherone corto Brazo soporte corto / Travessa curta			500 HC 630 EC-H 7,14 7,14	0,80 0,80	0,90 0,90	2135 2135
22	4	<b>Randträger</b> / Border support Traverse / Supporti base Traviesa / Apoio de bordo			500 HC 630 EC-H 9,30 9,30	0,14 0,14	0,14 0,14	510 510
23	4	<b>Stützholm</b> / Support strut Hauban de châssis / Correnti di appoggio Tirante vertical / Travessa de apoio			500 HC 630 EC-H 6,98 6,98	0,26 0,26	0,34 0,34	1140 1300
24	1	<b>Unterwagen-Turmstück</b> / Undercarriage tower section / Mât de châssis / Elemento di torre del carro / Tramo de carro / Peça de torre do chassis			500 HC 630 EC-H 6,61 6,61	2,44 2,67	2,44 2,67	7930 9400
25	1	<b>Kiste mit Kleinteilen, Seilen</b> / Crate with small parts, ropes Caisse contenant des accessoires, câbles / Cassa con minuteria, funi Caja con piezas pequeñas, cables / Caixa com peças pequenas, cabos			550 EC-H 2,00	1,00	1,00	2000
26	1	<b>Abspannungen</b> / Holding bars Tirants / Attrezzi di ancoraggio Tirantes / Peças de ancoragem			8,20	0,80	0,80	6500

\* Einzelgewichte. / Single weights. / Poids individuels. / Pesi di componenti. / Pesos unitarios. / Pesos de peças componentes.

#### Konstruktionsänderungen vorbehalten!

Subject to alterations! / Sous réserves de modifications!  
Si fa riserva di modifiche! / ¡Sujeto a modificaciones!  
Salvo modificação da construo!

#### Sämtliche Angaben erfolgen ohne Gewähr. / This information is supplied without liability.

Ces renseignements sont sans garantie. / Le indicazioni contenute si intendono salvo errori ed omissioni.  
Declinamos toda responsabilidad derivada de la información proporcionada. / Declinamos qualquer  
responsabilidade quanto à informação fornecida.