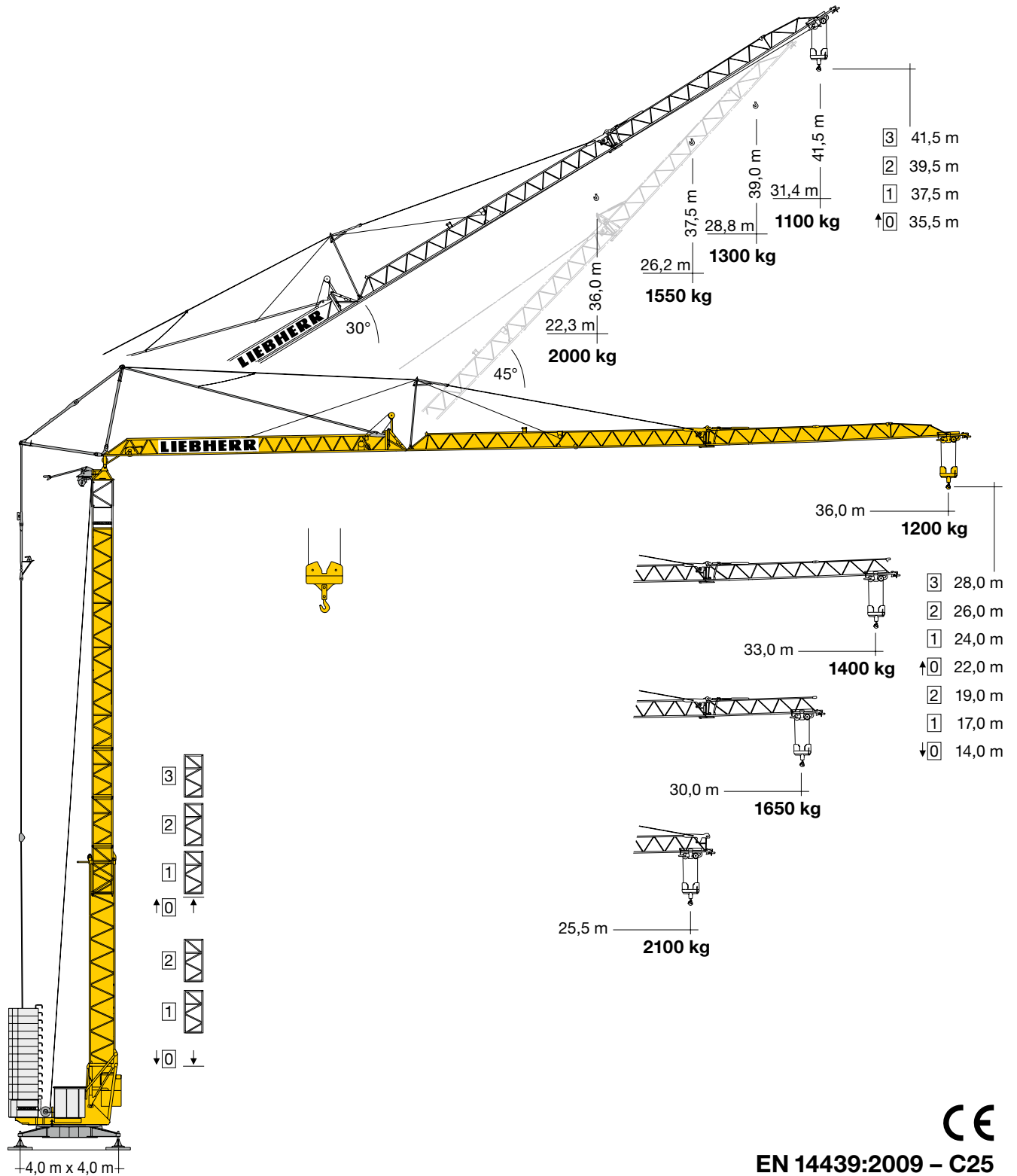
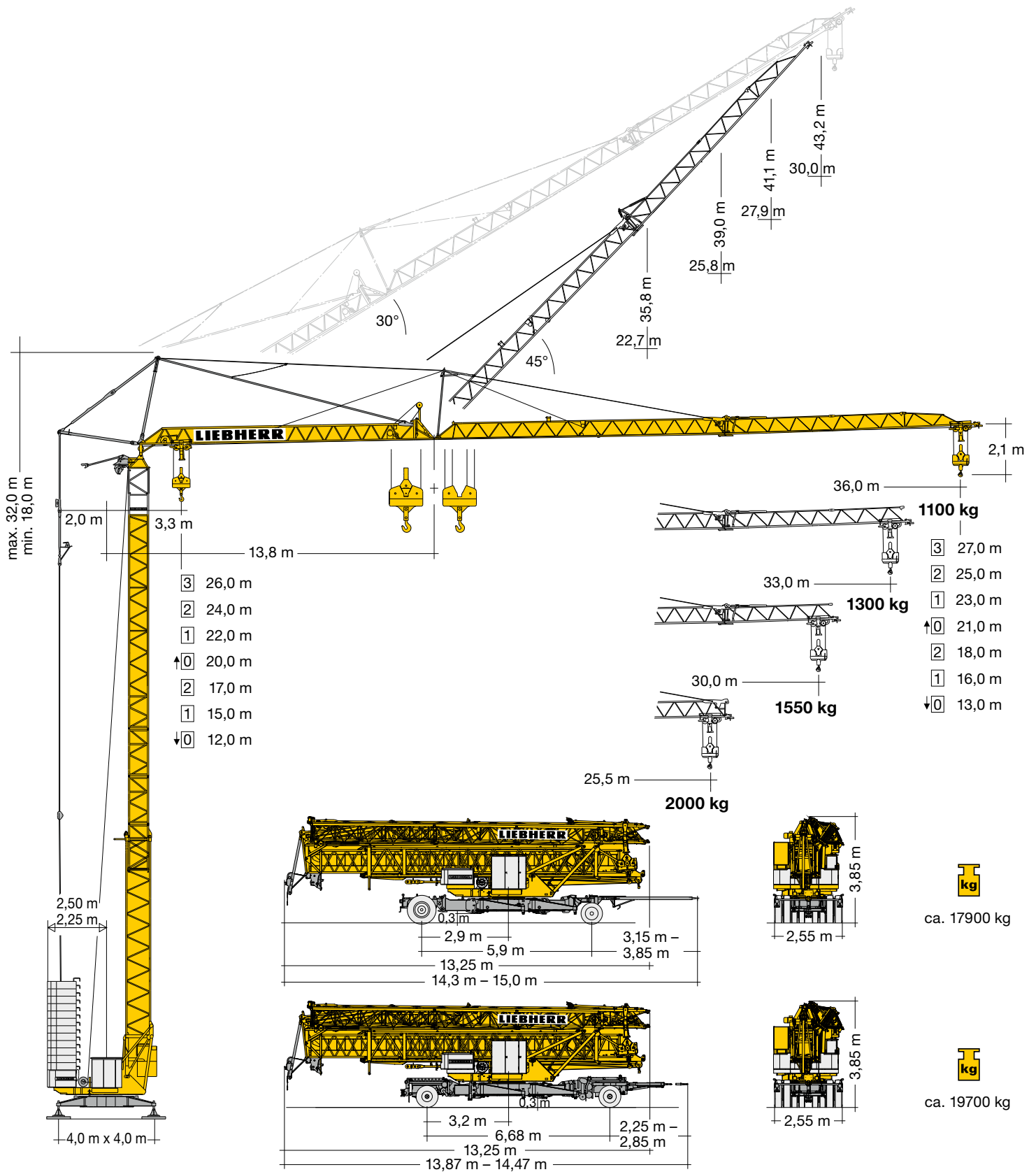


Turmdrehkran 42 K.1

Tower Crane / Grue à tour / Gru a torre / Grúa torre /
Guindaste de torre / Башенный поворотный кран

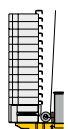


LIEBHERR



Gewicht

Weight/Poids/Peso/Peso/Pesos/Macca




r = 2,50 m (32 TT)	1 x 3320 kg	12 x 1750 kg	1 x 725 kg	25045 kg
r = 2,50 m (42 K)	1 x 3320 kg	14 x 1570 kg		25300 kg
r = 2,25 m (45 K)	1 x 2550 kg	15 x 1770 kg		29100 kg





ca. 11800 kg
(HH 26 m: + 900 kg)


Ausladung und Tragfähigkeit

Radius and capacity/Portée et charge/Sbraccio e portata/Alcances y cargas/Alcance e capacidade de carga/Вылет и грузоподъемность

m	m/kg 	m/kg																			
		16,0	18,0	20,0	21,0	22,0	23,0	24,0	25,0	25,5	26,0	27,0	28,0	29,0	30,0	31,0	32,0	33,0	34,0	35,0	36,0
36,0	3,3 – 19,40 2500	2500	2500	2410	2280	2160	2050	1950	1860	1810	1770	1690	1620	1560	1490	1440	1380	1330	1290	1240	1200
33,0	3,3 – 20,18 2500	2500	2500	2500	2390	2260	2150	2040	1950	1900	1860	1780	1700	1630	1570	1510	1450	1400			
30,0	3,3 – 21,04 2500	2500	2500	2500	2500	2370	2250	2140	2040	2000	1950	1870	1790	1720	1650						
25,5	3,3 – 21,95 2500	2500	2500	2500	2500	2490	2370	2250	2150	2100											

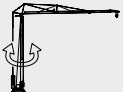
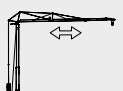
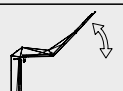
m	m/kg 	m/kg																			
		13,0	14,0	16,0	18,0	20,0	23,0	24,0	25,0	25,5	26,0	27,0	28,0	29,0	30,0	31,0	32,0	33,0	34,0	35,0	36,0
36,0	3,3 – 22,56 2000	2000	2000	2000	2000	2000	1950	1850	1760	1720	1680	1600	1530	1460	1400	1340	1290	1230	1190	1140	1100
33,0	3,3 – 23,46 2000	2000	2000	2000	2000	2000	2000	1950	1850	1800	1760	1680	1600	1530	1470	1410	1350	1300			
30,0	3,3 – 24,45 2000	2000	2000	2000	2000	2000	2000	2000	2000	1950	1900	1850	1770	1690	1620	1550					
25,5	3,3 – 25,50 2000	2000	2000	2000	2000	2000	2000	2000	2000	2000											




m	m/kg 	m/kg																			
		13,0	14,0	16,0	18,0	20,0	23,0	24,0	25,0	25,5	26,0	27,0	28,0	29,0	30,0	31,0	32,0	33,0	34,0	35,0	36,0
36,0	3,3 – 12,77 4000	3910	3580	3040	2630	2320	1950	1850	1760	1710	1670	1600	1520	1460	1400	1340	1280	1230	1190	1140	1100
33,0	3,3 – 13,25 4000	4000	3740	3180	2760	2430	2050	1940	1850	1800	1760	1680	1600	1530	1470	1410	1350	1300			
30,0	3,3 – 13,79 4000	4000	3930	3340	2900	2550	2150	2050	1950	1900	1850	1770	1690	1620	1550						
25,5	3,3 – 14,36 4000	4000	4000	3510	3050	2690	2270	2150	2050	2000											


m	m/kg 	Auslegersteilstellung 30° / Elevated jib 30° / Flèche inclinée 30° / Braccio inclinato a 30° / Pluma inclinada 30° / Lança inclinada 30° / Положение стрелы под углом 30°																			
		16,0	18,0	20,0	22,3	23,0	24,0	25,0	26,0	26,2	27,0	28,0	28,8	29,0	30,0	31,0	31,4				
36,0	3,0 – 15,91 2500	2480	2160	1900	1670	1610	1530	1450	1390	1370	1320	1270	1220	1210	1160	1120	1100				
33,0	3,0 – 16,67 2500	2500	2280	2010	1770	1700	1620	1540	1470	1460	1400	1340	1300								
30,0	3,0 – 17,51 2500	2500	2420	2140	1880	1810	1720	1640	1560	1550											
25,5	3,0 – 18,45 2500	2500	2500	2270	2000																

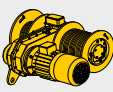


Antriebe

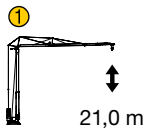
Driving units/Mécanismes d'entraînement/Meccanismi/Mecanismos/Mecanismos/Приводы

	U/min 0 ↔ 0,9 sl./min tr./min	3,0 kW FU
	20,0/40,0 m/min	1,3/2,3 kW
	0 – 45° ca. 60 sec.	1,5 kW

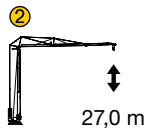
BGL	 C.0.03.0045	 +  C.0.03.0045
------------	---	---

	400 V – 440 V	50 Hz/60 Hz	16,0 kVA (FU)
--	---------------	-------------	---------------

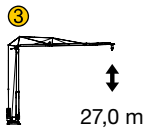
	Stufe / Step / Cran / Marcia / Velocidad / Velocidade / Передача		
		kg	m/min
	11,0 kW FU		
	1	2500	4,9
	2	2500	24,7
	3	1300	41,9
	4	1000	53,3
	1	2000 4000	4,9 2,5
	2	2000 4000	24,7 12,3
	3	1300 2600	41,9 20,9
4	1000 2000	53,3 26,6	



ohne Turmstück
without tower section
sans éléments de mât
senza elementi di torre
sin tramo de torre
sem tramo de torre
без башенных секций

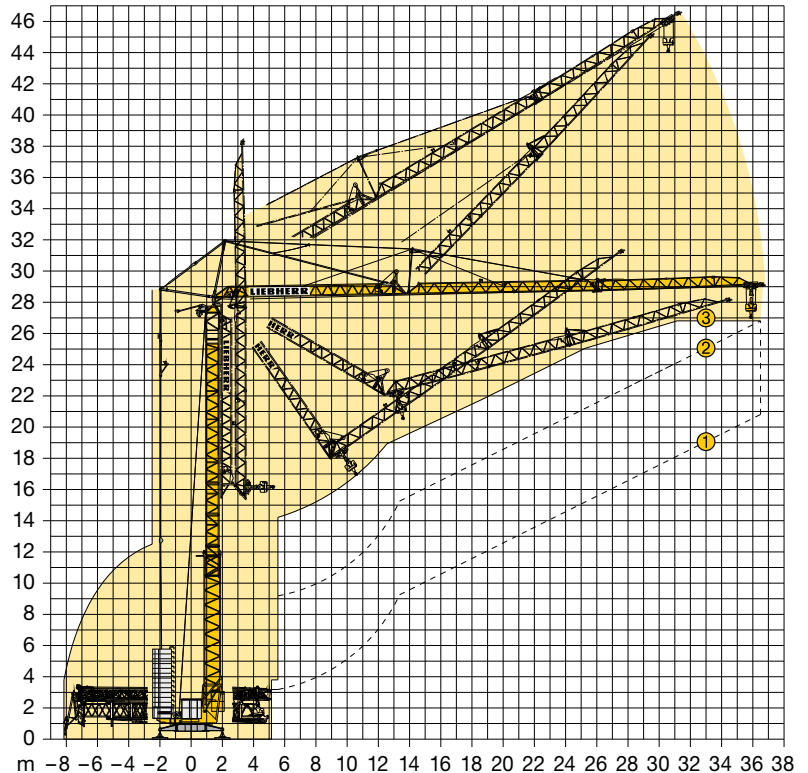


3 Turmstücke
3 tower sections
3 éléments de mât
3 elementi di torre
3 tramos de torre
3 tramos de torre
3 башенные секции



3 Turmstücke
3 tower sections
3 éléments de mât
3 elementi di torre
3 tramos de torre
3 tramos de torre
3 башенные секции

Ausleger-Luftmontage
Aerial mounting of the jib
Montage de la flèche en l'air
Montaggio aereo del braccio
Montaje aéreo de la pluma
Montagem aerea da lança
Монтаж стрелы в воздухе



Kolli-Liste

Packing List / Liste de colisage / Lista dei colli /
Lista de contenido / Lista de embalagem / Упаковочный лист

Pos.	Anz.				L (m)	B (m)	H (m)	kg	
1	3	Turmstück / Tower section / Elément de mâ / Elemento di torre / Tramo de torre / Peça de torre / Башенная секция			2,10	0,85	0,88	350	
2	1	Ausleger-Verlängerung 25,5 m – 30,0 m / Jib extension / Rallonge de la flèche / Elemento estensione braccio / Prolongación de pluma / Extensão da lança / Удлинение стрелы			4,70	0,80	0,70	235	
3	1	Ausleger-Verlängerung 30,0 m – 33,0 m / Jib extension / Rallonge de la flèche / Elemento estensione braccio / Prolongación de pluma / Extensão da lança / Удлинение стрелы			3,10	0,80	0,70	90	
4	1	Ausleger-Verlängerung 33,0 m – 36,0 m / Jib extension / Rallonge de la flèche / Elemento estensione braccio / Prolongación de pluma / Extensão da lança / Удлинение стрелы			3,10	0,80	0,70	70	
5	1	Transportachse vorne / Road transport axle front / Essieux de transport avant / Asse di trasporto anteriore / Eje delantero para transporte / Eixo de transporte dianteiro / Транспортировочная ось, передняя	Tra 100 KY 2 Tra 100 KY 6 Tra 100 KY 6 A			3,65 – 4,15	1,45	1,10	750 920 920
6	1	Transportachse hinten / Road transport axle behind / Essieux de transport arrière / Asse di trasporto posteriore / Eje trasero para transporte / Eixo de transporte traseiro / Транспортировочная ось, задняя	Tra 120 GY 1 A Tra 120 GY 1			1,90	2,50	1,05	1100
7	1	Transportachse vorne LiTRAX HS-121 / Road transport axle front / Essieux de transport avant / Asse di trasporto anteriore / Eje delantero para transporte / Eixo de transporte dianteiro / Транспортировочная ось, передняя				3,65 – 4,25	2,10	1,15	1900
8	1	Transportachse hinten LiTRAX HS-122 (ohne Lenkung) / Road transport axle behind (without steering) / Essieux de transport arrière (sans direction) / Asse di trasporto posteriore (senza sterzo) / Eje trasero para transporte (sin sistema de dirección) / Eixo de transporte traseiro (sem esterço) / Транспортировочная ось, задняя (без управления)				1,95	2,50	1,10	1600
9	1	Transportachse hinten LiTRAX HS-123 (mit Lenkung) / Road transport axle behind (with steering) / Essieux de transport arrière (avec direction) / Asse di trasporto posteriore (con sterzo) / Eje trasero para transporte (con sistema de dirección) / Eixo de transporte traseiro (com esterço) / Транспортировочная ось, задняя (с управлением)				1,95	2,50	1,10	1700
10	1	Kiste mit Seilen und Kleinteilen / Case with ropes and small parts / Caisse avec câbles et pièces détachées / Cassa con funi e accessori / Caja con cables y piezas sueltas / Caixa contendo cabos e acessórios / Ящик с мелкими деталями и с канатами			1,00	0,80	1,00	450	

Änderungen vorbehalten! / Subject to technical modifications! /
Sous réserves de modifications! / Con riserva di modifiche! /
¡Sujeto a modificaciones sin previo aviso! / Sujeto a modificaciones! /
С правом внесения изменений!

Sämtliche Angaben erfolgen ohne Gewähr. / This information is supplied without liability. /
Ces renseignements sont sans garantie. / Tutte le indicazioni fornite senza garanzia. /
Declinamos toda responsabilidad derivada de la información proporcionada. / Declinamos
qualquer responsabilidade quanto à informação fornecida. / Все данные указаны без обязательств.

120 P – 5809 • EN 14439:2009 – A3 • BGL C.0.03.0045 • 04.19

Printed in Germany.