SÁEZ cranes

S46 4T

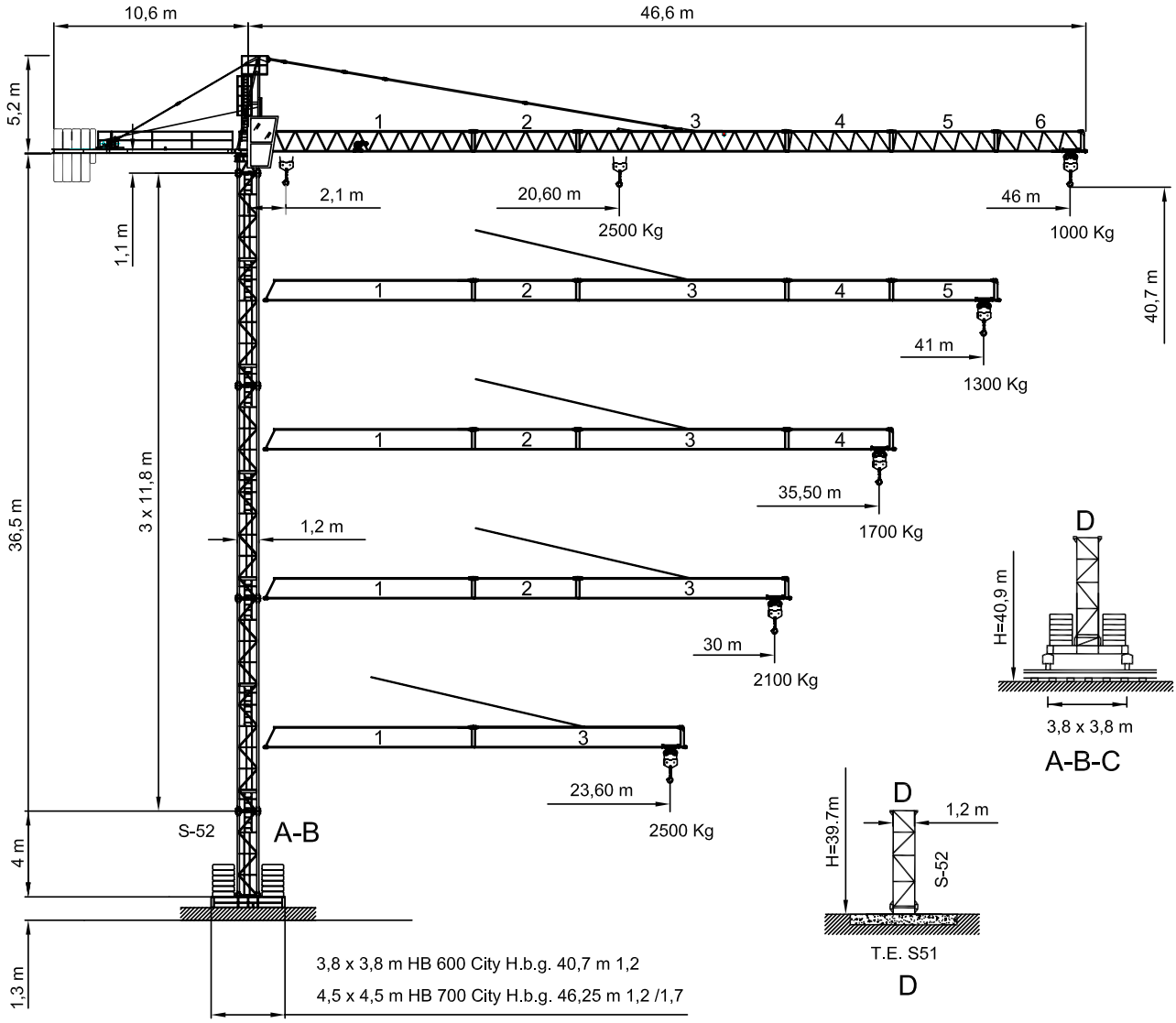

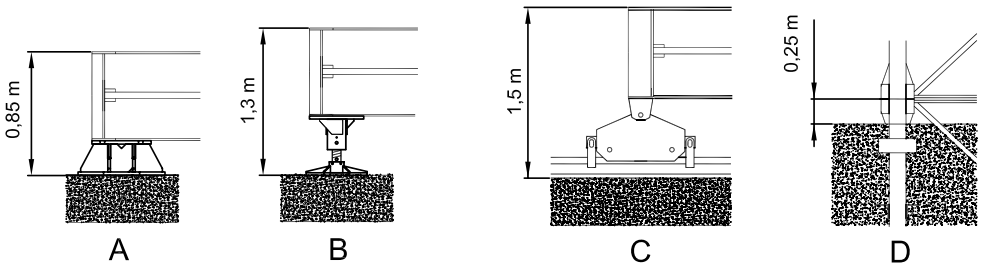

DIN/FEM CE

EN 14439-FEM 1005- C25

Curvas de cargas- Load diagrams- Lastkurven- Courbes de charges- Curve di carico
График грузоподъёмности

46 m

12	13,5	15	18	20,6	21	23,6	27	30	33	35,5	39	41	43	46	m
2500	2500	2500	2500	2500	2460	2110	1840	1630	1560	1420	1300	1200	1100	1000	Kg
12	12,8	13,5	15	18	21	23,6	27	30	33	35,5	39	41	43	46	m
4000	4000	3500	2970	2580	2270	2030	1750	1550	1360	1220	1050	980	920	850	Kg

41 m

12	13,5	15	18	21	23,6	23,8	27	30	33	35,5	39	41	m
2500	2500	2500	2500	2500	2500	2500	2180	1930	1730	1560	1420	1300	Kg
12	13,5	14,5	15	18	21	23,6	27	30	33	35,5	39	41	m
4000	4000	4000	3760	3060	2670	2370	2030	1800	1580	1450	1250	1150	Kg

35.5 m

12	13,5	15	18	21	23,6	25,7	27	30	33	35,5	m
2500	2500	2500	2500	2500	2500	2500	2370	2110	1890	1700	Kg
12	13,5	15	15,2	18	21	23,6	27	30	33	35,5	m
4000	4000	4000	4000	3150	2760	2460	2170	1890	1690	1550	Kg

30 m

12	13,5	15	18	21	23,6	26,5	27	30	m
2500	2500	2500	2500	2500	2500	2500	2500	2100	Kg
12	13,5	15	15,4	18	21	23,6	27	30	m
4000	4000	4000	4000	3240	2750	2550	2260	2000	Kg

23.6 m

12	13,5	15	18	21	23,6	m
2500	2500	2500	2500	2500	2500	Kg
12	13,5	15	15,6	18	21	23,6 m
4000	4000	4000	4000	3800	3180	2650 Kg

Bloque de contrapeso- Counterweight blocks- Gegengewichtsblöcke-
Bloc de contrepoid- Blocco di contrappeso - Плиты противовеса

	46 m			41 m			35,5 m			30 m			23,6 m		
	A	B	C	A	B	C	A	B	C	A	B	C	A	B	C
	4	-	1	3	1	-	3	-	1	3	-	-	2	-	1
	10050 Kg			8300 Kg			7750 Kg			6900 Kg			5450 Kg		

S46 4T

S46 4T

Mecanismos- Mechanisms- Antriebe- Mécanismes- Meccanismi - Приводы

(SF19)25 Hp (18,5 Kw) 3V
H.B.G. 84 S/R Ø10mm

		m/min	8	31	62	4	16	31
	240 m	Kg	2500	2500	1500	4000	4000	2600
		Kw	18,5	18,5	18,5	18,5	18,5	18,5
		m/min	30 / 60			30 / 60		
		Kw	1,1 / 1,8			1,1 / 1,8		
		r.p.m	0,3	0,6	0,9	0,3	0,6	0,9
		Kw	5,5			5,5		
		m/min	20			20		
		Kw	2 x 2,2			2 x 2,2		

✳ (SF19INV)25 Hp (18,5 Kw) INV
H.B.G. 94 S/R Ø10mm

		m/min	8	31	62	4	16	31
	265 m	Kg	2500	2500	1500	4000	4000	2600
		Kw	18,5	18,5	18,5	18,5	18,5	18,5

2000/14/CEE 2005/88/CEE	2006/95 /CEE	400 V 50 Hz	✳460 V 60 Hz	✳ 25 Hp (18,5 Kw) 31 Kw / 120 kVA 15 Hp (11,5Kw) 3V 24 Kw / 90 kVA

	25 m	50 m	100 m
15 Hp (11,5 KW) 3V	4 x 16 mm²	4 x 16 mm²	4 x 25 mm²
25 Hp (18,5 KW) 3V	4 x 25 mm²	4 x 25 mm²	4 x 25 mm²
25 Hp (18,5 KW) INV	4 x 25 mm²	4 x 25 mm²	4 x 25 mm²

✳ 15 Hp (11,5Kw) 3V
H.B.G. 84 S/R Ø10mm

		m/min	8	29	58
	240 m	Kg	2500	2500	1000
		Kw	11,5	11,5	11,5
		m/min	30 / 60		
		Kw	1,1 / 1,8		
		r.p.m	0,3	0,6	0,9
		Nm	55		
		m/min	20		
		Kw	2 x 2,2		

2000/14/CEE 2005/88/CEE	2006/95 /CEE	400 V 50 Hz	✳460 V 60 Hz	✳15 Hp (11.5 Kw) 3V 24 KW / 90 kVA

	25 m	50 m	100 m
15 Hp (11.5 KW) 3V	4 x 16 mm²	4 x 16 mm²	4 x 25 mm²

✳ Opcional / Optional / Opzionale / Опция
Elevación / Hoisting / Heben / Levage / Sollevamento / Механизм подъема
Distribución / Trolleying / Katzfahren / Distribution / Ditribuzione / Передвижения грузовой тележки
Orientación / Slewing / Schwenken / Orientation / Rotazione/ Механизм поворота
Traslacion / Travelling / Schienenfahren / Translation / Traslazione / Механизм передвижения

FEM 1005-C25 / EN 14439- Mástil / Reacciones- Masts / Reactions- Maste / Eckdrücke- Mat / Réactions- Torre / Réazioni / Реакции - Комплектация башни

C: TORRE S/TL 36-41-46-40-45 1.20 M39/M39
D: TORRE S/TL 50-52 1.20 M39/M39 8/8
E: TORRE TL 55 1.20 M39/M39 8/8
J: CAMPANA S17 10m 1.2/1.7 M39/M45 8/8
K: TORRE S17 1.70 M45 8/8
L: TORRE S17 1.70 M45 16/8
M: TORRE S17 1.70 M45 16/16
N: CAMPANA S21-S17 8/8 M45
O: TORRE S21 8/8 M45
P: TORRE S21 16/8 M45
X: CAMPANA C2322/21 16 /16 M45L /M45
T: TORRE S2322 16 /16 M45L
U: TORRE S2326 16 /16 M52 /M45L
Z: TORRE S2326 24 /16 M52



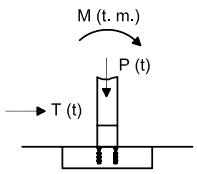

H (m)	23.8	35.6	39.7	45.7	49.7	53.7	57.5
M (T·m)	106.4	160	197.4	262	318	355.2	409
T (t)	4.9	6.5	7.1	8.2	8.9	9.4	10.1
P (t)	19	21.5	22.6	25.1	26.8	27.7	29.8

H (m)	99.4	91.6	80.9	75.2	69.3	65.2	63.4
M (T·m)	1350	1170	830	694	594	520	493.2
T (t)	23	20.5	16.5	15	13.5	12.4	11.1
P (t)	76	69	54.4	50	45	39.7	33.2

S46 4T

FEM 1005-C25 / EN 14439- Bloque lastre de base- Base ballast block- Grundballastblöcke - Bloc de lest de base- Blocco di zavorra alla base - Балласты опорной рамы

C: TORRE S/TL 36-41- 46 - 40 - 45 1.20 M39/M39 8/8
E: TORRE TL 55 1.20 M39/M39 8/8
J: CAMPANA S17 10m 1.20/1.70 M39/M45 8/8

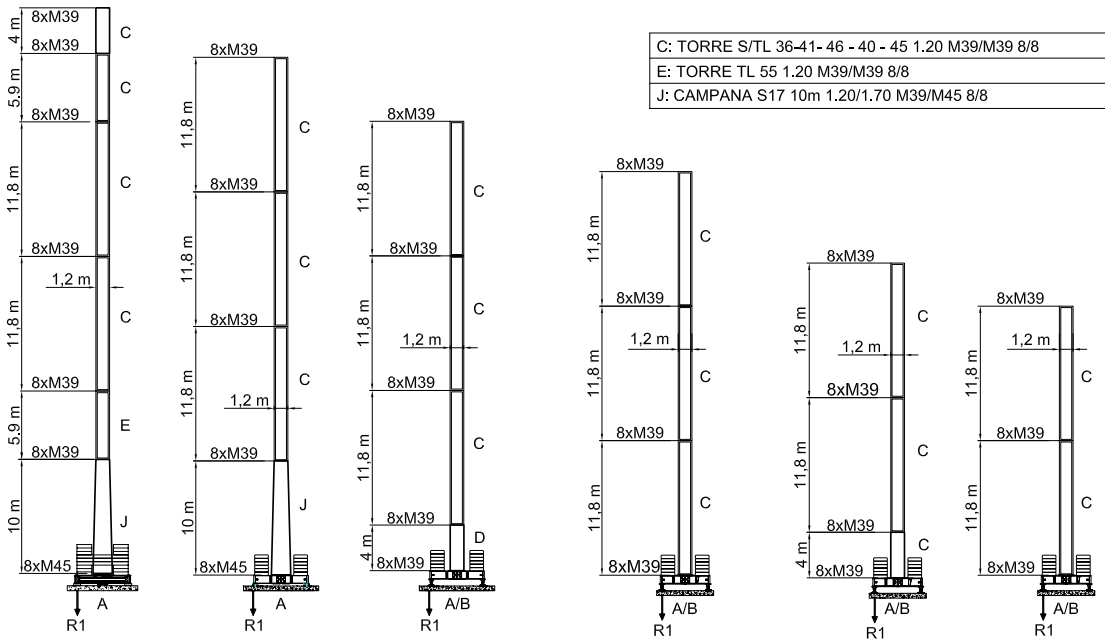

H(m): 50,6	H(m): 46,25	H(m): 40,7	H(m): 36,7	H(m): 28,9	H(m): 24,9
4,5 x 4,5 m - 1,7 - HM 700	4,5 x 4,5 m - 1,2 / 1,7 - HB 700	3,8 X 3,8 m 1,2 HB 600	3,8 X 3,8 m 1,2 H.B 600	3,8 X 3,8 m 1,2 H.B 600	3,8 X 3,8 m 1,2 H.B 600
LASTRE: 121.6 Tn	LASTRE: 98.8Tn	LASTRE: 83.6 Tn	LASTRE: 60.8 Tn	LASTRE: 53 Tn	LASTRE: 45.6 Tn
R1= 79.7 Tn	R1= 67.6 Tn	R1= 59.3 Tn	R1= 47.5 Tn	R1= 35,58 Tn	R1= 31.2Tn

Proceso de trepado- External climbing- Kletterkrane- Telescopable- Sopralzo idraulico - Процесс наращивания крана

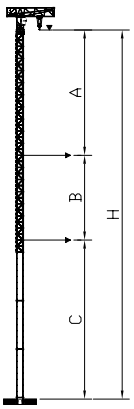

	MONOBLOCK SM110/3.85
	MTS
A max.	29
B max.	19
C max.	31
H max.	①

① Consultarnos-Consultateci-Consult us-Nous consulter-Auf anfrage
Другие высоты подьема и наращивание крана по запросу

SÁEZ cranes

		L(m)	W(m)	H(m)	Peso(Kg)
Pluma tramo primero / First jib section/Ausleger-Anlenkstück / Pied de flèche /Settore articolato di braccio / Корневая секция стрелы		11.85	1,04	1.3	982
Elemento intermedio de pluma/Intermediate jib section / Ausleger-Zwischenstück Elément interm. de flèche / Spezzone di braccio / Промежуточная секция стрелы	2	5,94	0,95	1,22	450
	3	11,74	0,95	1,32	915
	4	5,94	0,95	1,22	328
	5	5,94	0,95	1,22	310
	6	5,14	0,95	1,22	238
Contrapluma / Counter-jib/Gegenausleger / Contre-flèche/Controbraccio / Консоль противовеса		9.28	0.22	1.2	1023
		4.05	0.23	0.52	88
Bloque de contrapeso / Counterweight blocks/Gegengewichtsblöcke / Bloc de contrepoids Blocco di contrappeso / Плита противовеса	A	2,94	0,30	1,25	2300
	B	2,94	0,18	1,25	1400
	C	1,70	0,18	1,25	850
Bloque lastre de base / Base ballast block/Grundballastblöcke / Bloc de lest de base Blocco di zavorra alla base / Плиты балласта опорной рамы		4,4	1,2	0,3	3800
Gancho y Carro / Hook and Trolley/Lasthaken - Laufkatze / Crochet - Chariot Gancio e Carrello / Крюк и грузовая тележка		0,75	0,12	1,40	104
		0,96	1,10	0,62	118
Cabeza de torre / Tower head/Turmspitze / Porte - flèche/Testa di torre / Оголовок башни		6,5	1,8	1,7	2854

S46 4T

Elemento de torre / Tower section/Turmstück / Elèment de mât
Elemento di torre / Башенные секции

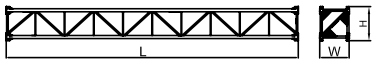

	L(m)	W(m)	H(m)	Peso(Kg)
C	11,8	1,2	1,38	2520
C	8	1,2	1,38	1870
C	5.9	1,2	1,38	1348
C	4	1,2	1,38	1050
D	11,8	1,2	1,38	3017
D	8	1,2	1,38	2075
D	5.9	1,2	1,38	1560
D	4	1,2	1,38	1100
E	11,8	1,2	1,38	3782
E	8,0	1,2	1,38	2654
E	5,9	1,2	1,38	2090
E	4,0	1,2	1,38	1527
J	10	1,85	1,38	3520
K	11,8	1,85	1,85	4600
K	5,9	1,85	1,85	2472
K	3	1,85	1,85	1425
L	11,8	1,85	1,85	5520
M	11,8	1,85	1,85	5670
N	5,9	2,27	2,27	3500
O	11,8	2,27	2,27	5044
O	5,9	2,27	2,27	2640
O	3	2,27	2,27	1545
P	11,8	2,27	2,27	5700
Q	11,8	2,27	2,27	5900
X	6	2,27	2,29	4000
T	6	2,27	2,29	4300
U	6	2,31	2,34	5910
Z	6	2,61	2,34	5980

Elemento de empotre / Foundation anchor / Fundamentanker / Pieds de scellement /
El annegare / Анкерные крепления

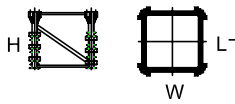

	L(m)	W(m)	H(m)	Peso(Kg)
S51	1,2	1,38	1,42	496
S52R	1,2	1,38	1,42	594
S60/8	1,85	1,85	1,6	956
S60R/16	1,85	1,85	1,6	1108
S70/8	2,28	2,28	1,6	1122
S70R/16	2,28	2,28	1,6	1274

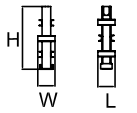

	L(m)	W(m)	H(m)	Peso(Kg)
S75R8/20	0,35	0,35	1,6	1200
S75R16/22	0,50	0,50	2	2840
S75R16/26	0,50	0,50	2,4	3160
S75R24/26	0,50	0,50	2,4	3400

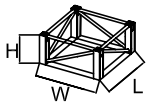

	L(m)	W(m)	H(m)	Peso(Kg)
DIMA	2,31	2,34	0,8	1650

Cabina y soporte / Cabin and platform / Kabine und wartungs / Cabine et support /
Cabina e supporto / Кабина с основой

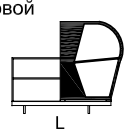

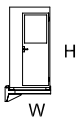

L(m)	W(m)	H(m)	Peso(Kg)
3,00	1,15	2,35	558

SÁEZ cranes

	L(m)	W(m)	H(m)	Peso(Kg)
Tramo trepador SM110 / Climbing tower section / Turmstück/ Mâture téléscopable / / Elemento di torre monolitico / Монтажная секция башни 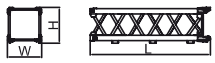	4.09	1,17	1,22	1420
Jaula de telescopaje SM110 / Climbing cage / Hydraulikbühne/Cage de téléscopage / Gabbia di montaggio / Монтажная обойма 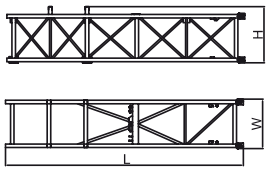	8.1	1,7	1,92	3840
Tramo de transición SM110-1.2/1.09 / Climbing connection frame / Turmstück Elèment de transition / Telaio di raccordo a spinta / Переходная секция башни 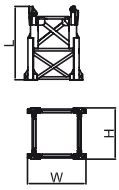	1,74	1,38	1.21	811
Tramo de transición SM110-1.2/1.09 / Climbing connection frame / Turmstück Elèment de transition / Telaio di raccordo a spinta / Переходная секция башни 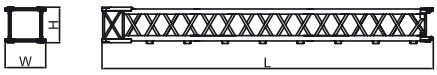	11.2	1,38	1.21	4260
Tramo de enlace a cabina SM110-1.09/1.2 /Climbing cage connection frame / Turmstück Elèment de connection pour la cage de téléscopage / Telaio di raccordo a spinta / Секция башни для соединения с кабиной 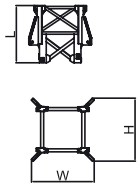	1,5	1,65	1.65	875
Viga principal base 3.8 HB600 / Main base beam/Hauptträger für fundamentkreuz Poutre de châssis de base/Trave principale della base / Несущая балка опорной рамы HB600	5,72	0,67	0,65	1570
Semiviga secundaria base 3.8 HB600 / Half base beam/Halbträger für fundamentkreuz Semipoutre de châssis de base /Semitrave secondaria della base / Вспомогательная балка опорной рамы	2,77	0,45	0,665	800

DECLINAMOS TODA RESPONSABILIDAD DERIVADA DE LA INFORMACION PROPORCIONADA.
This information is supplied without liability.
Sämtliche Angaben erfolgen ohne Gewähr.
Ces renseignements sont sans garantie.
Le indicazioni contenute si intendono salvo errori ed omissioni.

ESPECIFICACIONES SUJETAS A MODIFICACIONES SIN PREVIO AVISO.
Specifications subject to modification without notice.
Obiges kann ohne berstaendigung geaendert werden.
Specifications susceptibles de modification sans avis préalable.
Specifiche suscettibili di variazioni senza preavviso.