

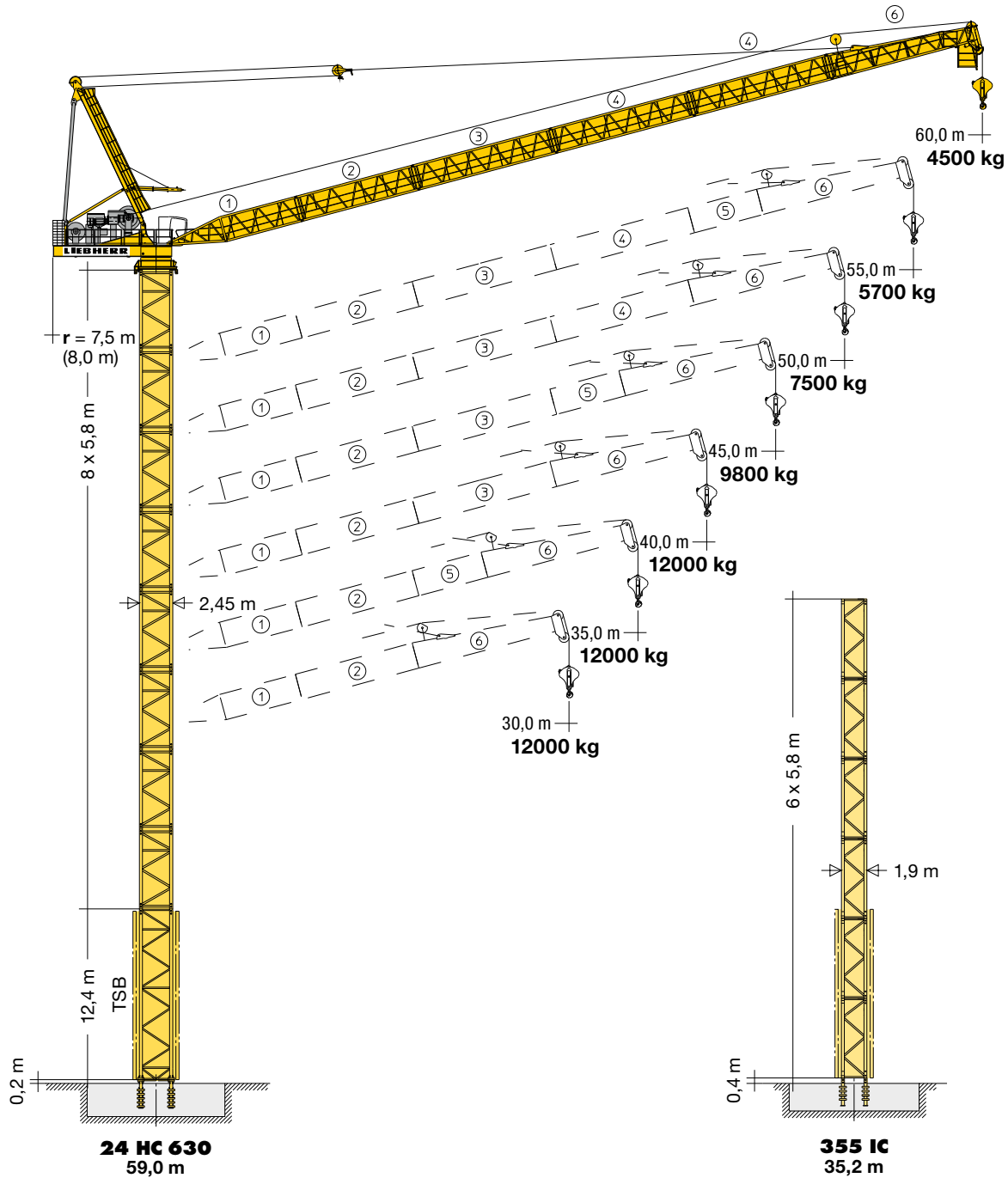
Turmdrehkran

Tower Crane / Grue à tour / Gru a torre / Grúa torre /
Guindaste de torre / Башенный поворотный кран

357 HC-L 12/24 Litronic®

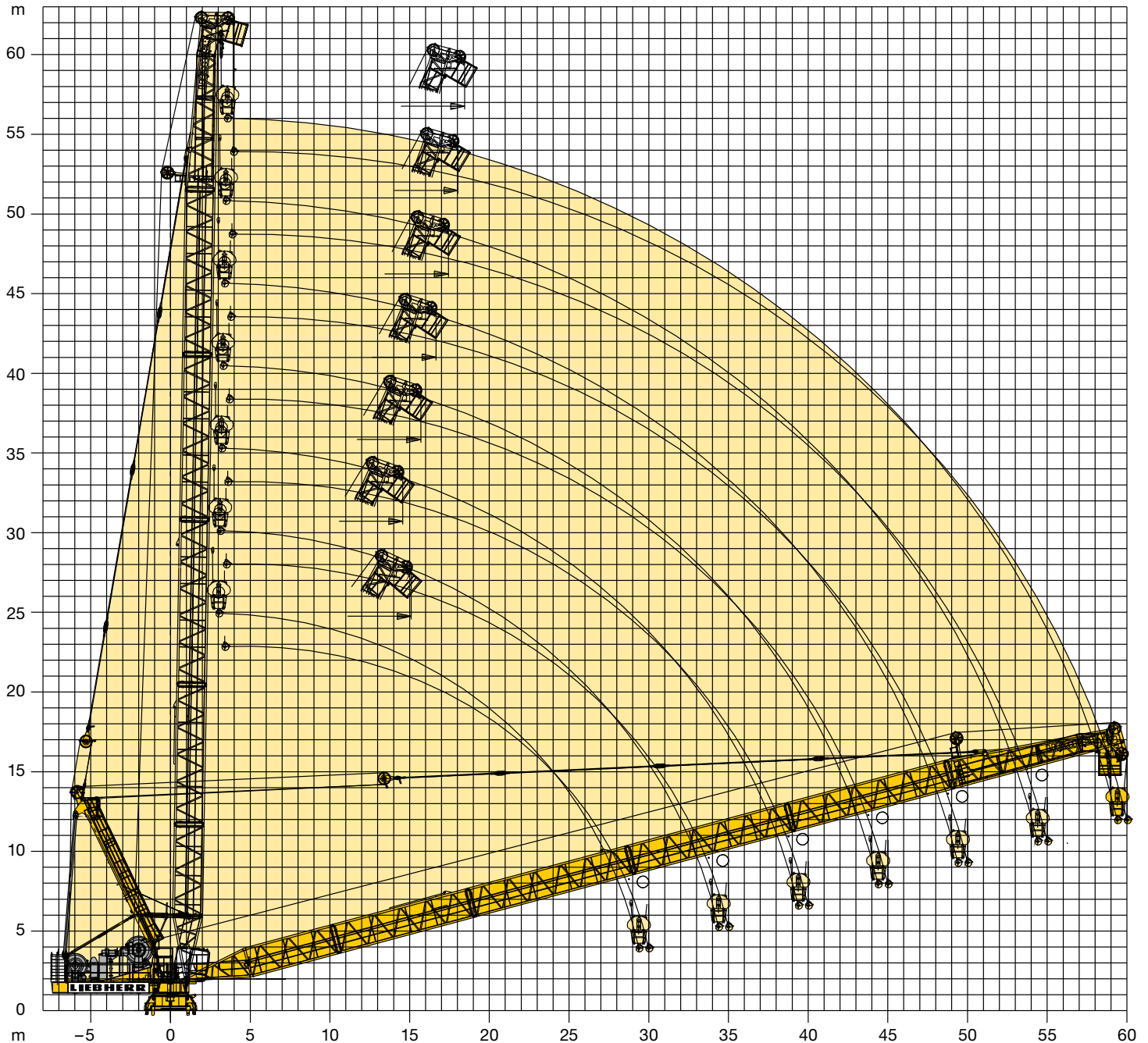
▶ **357 HC-L 12/24 Litronic®**

357 HC-L 18/32 Litronic®



LN 303

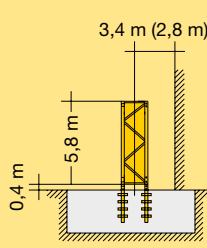
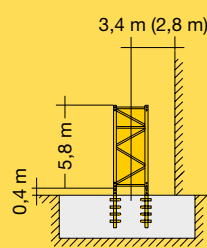
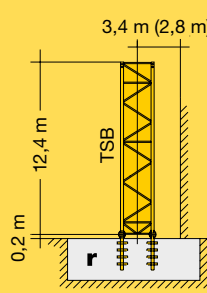
LIEBHERR




Minimum Ausladung außer Betrieb / Minimum radius out of operation / Portée minimum hors service / Sbraccio minimo fuori servizio / Alcance mínimo fuera de servicio / Alcance mínimo fora de operação / Минимальный вылет вне работы

Ausleger (m) Jib / Flèche / Braccio / Pluma / Lança / Стрела	Außerbetriebsstellung (α°) Out-of-operation position Position hors service Posizione fuori servizio Posición externa de la empresa Posição fora de operação Положение вне работы		
355 IC 24 HC 630	α	\downarrow (m)	\varnothing (m)
60	75°	18,5	18,0
55	74°	18,0	17,6
50	73°	17,4	16,9
45	72°	16,7	16,2
40	71°	15,7	15,2
35	70°	14,6	14,1
30	65°	15,1	14,6

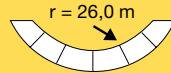
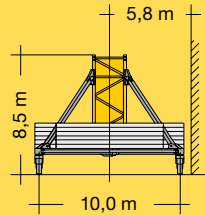
LN 303	355 IC ^{RL}			24 HC 630									
	Ausleger/Jib/Flèche/Braccio/Pluma/Lança/Стрела												
	30,0 m/35,0 m 40,0 m/45,0 m			30,0 m 35,0 m				30,0 m 35,0 m					
	50,0 m	55,0 m	60,0 m	40,0 m	45,0 m	50,0 m	55,0 m	60,0 m	40,0 m	45,0 m	50,0 m	55,0 m	60,0 m
11	-	-	-	64,2 ^{*)}	-	-	-	-	-	-	-	-	-
10	-	-	-	58,4	58,4 ^{*)}	-	-	-	70,6 ^{*)}	-	-	-	-
9	-	-	-	52,6	52,6	52,6 ^{*)}	-	-	64,8	64,8 ^{*)}	-	-	-
8	46,8 ^{*)}	-	-	46,8	46,8	46,8	46,8	46,8 ^{*)}	59,0	59,0	59,0 ^{*)}	59,0 ^{*)}	59,0 ^{*)}
7	41,0	41,0 ^{*)}	-	41,0	41,0	41,0	41,0	41,0	53,2	53,2	53,2	53,2	53,2
6	35,2	35,2	35,2 ^{*)}	35,2	35,2	35,2	35,2	35,2	47,4	47,4	47,4	47,4	47,4
5	29,4	29,4	29,4	29,4	29,4	29,4	29,4	29,4	41,6	41,6	41,6	41,6	41,6
4	23,6	23,6	23,6	23,6	23,6	23,6	23,6	23,6	35,8	35,8	35,8	35,8	35,8
3	17,8	17,8	17,8	17,8	17,8	17,8	17,8	17,8	30,0	30,0	30,0	30,0	30,0
2	12,0	12,0	12,0	12,0	12,0	12,0	12,0	12,0	24,2	24,2	24,2	24,2	24,2
1	6,2	6,2	6,2	6,2	6,2	6,2	6,2	6,2	18,4	18,4	18,4	18,4	18,4
0	0,4	0,4	0,4	0,4	0,4	0,4	0,4	0,4	12,6	12,6	12,6	12,6	12,6
	m			m				m					

 <p>24 HC 630 FA</p>	 <p>24 HC 630 FA</p>	 <p>24 HC 630 FAr</p>
---	---	--

^{*)}  ^{RL} Reduzierte Lastkurve / Reduced load curve / Courbe de charge réduite / Curva di carico ridotta / Curva de carga reducida / Curva de carga reduzida / Сокращенная кривая грузоподъемности

		LN 303							24 HC 630	
		Ausleger/Jib/Flèche/Braccio/Pluma/Lança/Стрела								
5,8 m	5,8 m + 2,9 m	30,0 m	35,0 m	40,0 m	45,0 m	50,0 m	55,0 m	60,0 m		
10	10 + 1	69,4 ¹⁾	–	–	–	–	–	–	–	–
		66,5	66,5 ¹⁾	–	–	–	–	–	–	–
9	9 + 1	63,6	63,6	63,6 ¹⁾	–	–	–	–	–	–
		60,7	60,7	60,7	60,7 ¹⁾	–	–	–	–	–
8	8 + 1	57,8	57,8	57,8	57,8	–	–	–	–	–
		54,9	54,9	54,9	54,9	54,9 ¹⁾	–	–	–	–
7	7 + 1	52,0	52,0	52,0	52,0	52,0	52,0 ¹⁾	–	–	–
		49,1	49,1	49,1	49,1	49,1	49,1	–	–	–
6	6 + 1	46,2	46,2	46,2	46,2	46,2	46,2	46,2 ¹⁾	–	–
		43,3	43,3	43,3	43,3	43,3	43,3	43,3	43,3	43,3
5	5 + 1	40,4	40,4	40,4	40,4	40,4	40,4	40,4	40,4	40,4
		37,5	37,5	37,5	37,5	37,5	37,5	37,5	37,5	37,5
4	4 + 1	34,6	34,6	34,6	34,6	34,6	34,6	34,6	34,6	34,6
		31,7	31,7	31,7	31,7	31,7	31,7	31,7	31,7	31,7
3	3 + 1	28,8	28,8	28,8	28,8	28,8	28,8	28,8	28,8	28,8
		25,9	25,9	25,9	25,9	25,9	25,9	25,9	25,9	25,9
2	2 + 1	23,0	23,0	23,0	23,0	23,0	23,0	23,0	23,0	23,0
		20,1	20,1	20,1	20,1	20,1	20,1	20,1	20,1	20,1
1	1 + 1	17,2	17,2	17,2	17,2	17,2	17,2	17,2	17,2	17,2
0	0	14,3	14,3	14,3	14,3	14,3	14,3	14,3	14,3	14,3
		8,5	8,5	8,5	8,5	8,5	8,5	8,5	8,5	8,5

m

















24 HC 630 UC-1000m

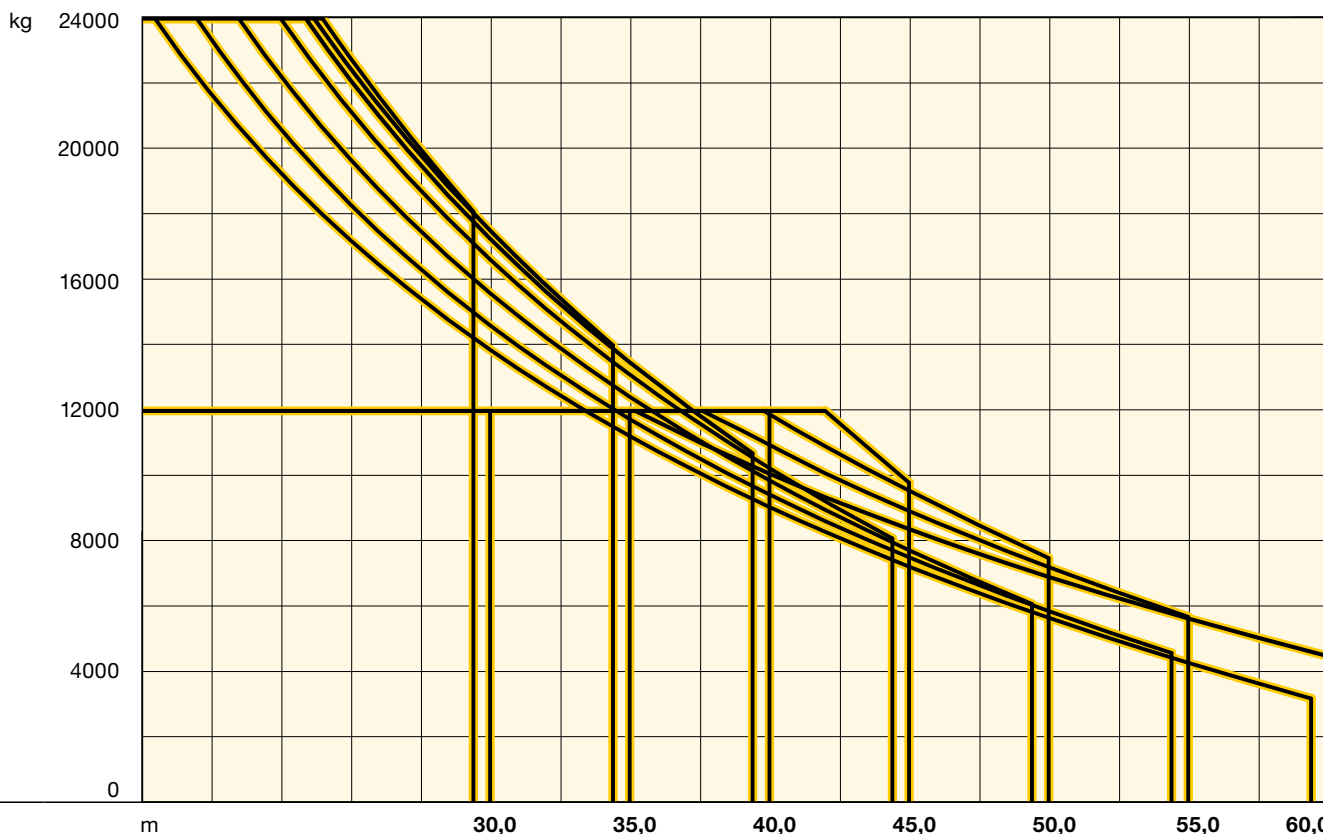


Ausladung und Tragfähigkeit

Radius and capacity/Portée et charge/Sbraccio e portata/
Alcances y cargas/Alcance e capacidade de carga/Вылет и грузоподъемность

24 HC 630

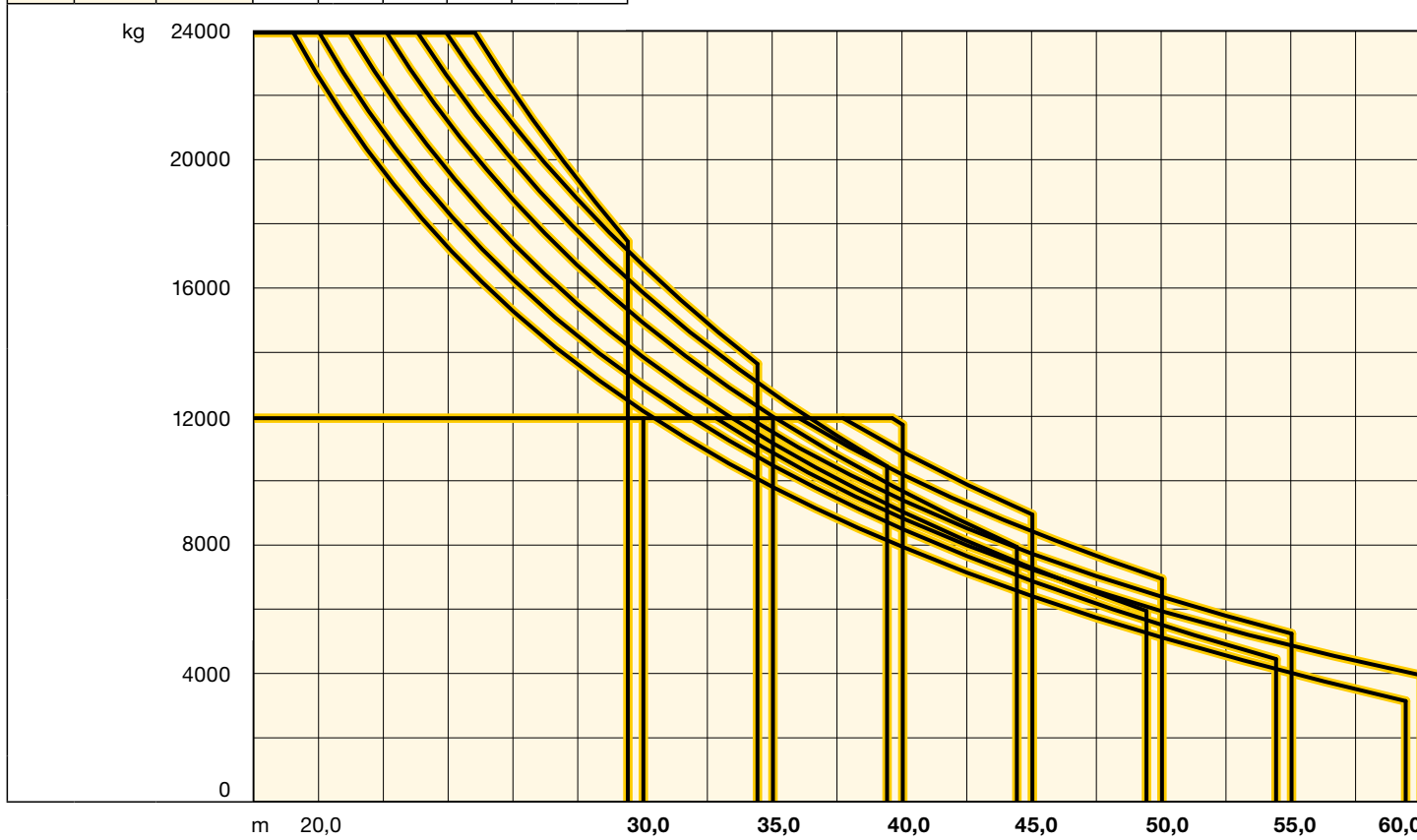
m		m/kg	m/kg																
			20,0	22,5	25,0	27,5	30,0	32,5	35,0	37,5	40,0	42,5	45,0	47,5	50,0	52,5	55,0	57,5	60,0
60,0		4,0 - 35,2 12000	12000	12000	12000	12000	12000	12000	12000	11040	10070	9200	8380	7630	6930	6270	5650	5070	4500
		3,6 - 18,0 24000	21710	19280	17220	15440	13870	12480	11230	10100	9060	8120	7240	6430	5670	4970	4290	59,4 m 3200	
55,0		3,9 - 37,6 12000	12000	12000	12000	12000	12000	12000	12000	10920	9870	8940	8060	7220	6450	5700			
		3,5 - 19,5 24000	23380	20630	18310	16340	14610	13100	11750	10540	9440	8440	7520	6670	5880	54,4 m 4600			
50,0		3,8 - 39,8 12000	12000	12000	12000	12000	12000	12000	12000	11890	10680	9560	8510	7500					
		3,4 - 21,0 24000	24000	22240	19690	17510	15600	13930	12430	11100	9880	8770	7740	49,4 m 6100					
45,0		3,7 - 42,0 12000	12000	12000	12000	12000	12000	12000	12000	12000	11630	9800							
		3,3 - 22,5 24000	24000	24000	21170	18740	16630	14770	13110	11620	10250	44,4 m 8100							
40,0		3,6 - 40,0 12000	12000	12000	12000	12000	12000	12000	12000	12000	12000								
		3,2 - 23,4 24000	24000	24000	22120	19530	17270	15270	13480	39,4 m 10700									
35,0		3,5 - 35,0 12000	12000	12000	12000	12000	12000	12000	12000										
		3,2 - 23,7 24000	24000	24000	22460	19830	17510	34,4 m 14000											
30,0		3,4 - 30,0 12000	12000	12000	12000	12000	12000												
		3,1 - 24,0 24000	24000	24000	22780	29,4 m 18100													



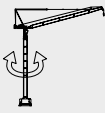

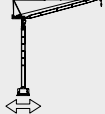
Tragfähigkeiten gültig bis 100 m Hubhöhe. Über 100 m Hubhöhe reduziert sich die Tragfähigkeit um das zusätzliche Seilgewicht. / Lifting capacities valid up to 100 m hoisting height. Over 100 m hoisting height, the lifting capacity is reduced by the additional rope weight. / Capacités de levage valables jusqu'à 100 m de hauteur sous crochet. Au-dessus de 100 m de hauteur sous crochet, la capacité de levage est réduite du poids de câble supplémentaire. / Portate valide fino a 100 d'altezza di sollevamento. Oltre i 100 m si riduce la portata causa il peso addizionale della fune. / Cargas válidas hasta altura de 100 m. Por encima de los 100 m se reduce la carga por el peso adicional del cable. / Cargas válidas até à altura de 100 m. Para além dos 100 m, reduz-se a carga pelo peso adicional do cabo. / Грузоподъемность действительна до 100 м высоты подъема. Свыше 100 м высоты подъема грузоподъемность сокращается на вес дополнительного каната.



m		m/kg	Reduzierte Lastkurve/Reduced load curve/Courbe de charge réduite/Curva di carico ridotta/ Curva de carga reducida/Curva de carga reduzida/Сокращенная кривая грузоподъемности																	
			17,5	20,0	22,5	25,0	27,5	30,0	32,5	35,0	37,5	40,0	42,5	45,0	47,5	50,0	52,5	55,0	57,5	60,0
60,0		4,0 – 32,8 12000	12000	12000	12000	12000	12000	12000	12000	10910	9830	8880	8040	7280	6610	5990	5440	4920	4450	4000
		3,6 – 16,5 24000	22610	19650	17280	15310	13650	12210	10960	9860	8880	7990	7190	6450	5790	5170	4600	4060	59,4 m 3200	
55,0		3,9 – 34,1 12000	12000	12000	12000	12000	12000	12000	12000	11550	10430	9440	8570	7780	7080	6430	5850	5300		
		3,5 – 17,5 24000	24000	20890	18380	16290	14540	13010	11700	10520	9490	8550	7700	6920	6220	5550	54,4 m 4500			
50,0		3,9 – 36,0 12000	12000	12000	12000	12000	12000	12000	12000	11300	10240	9310	8470	7710	7000					
		3,4 – 18,7 24000	24000	22360	19660	17420	15530	13900	12480	11220	10100	9090	8170	7330	49,4 m 6000					
45,0		3,7 – 37,7 12000	12000	12000	12000	12000	12000	12000	12000	12000	12000	10950	9940	9000						
		3,3 – 20,1 24000	24000	24000	21210	18780	16730	14960	13420	12050	10830	9720	44,4 m 8000							
40,0		3,6 – 39,6 12000	12000	12000	12000	12000	12000	12000	12000	12000	12000	11800								
		3,2 – 21,3 24000	24000	24000	22580	19980	17790	15890	14240	12760	39,4 m 10500									
35,0		3,5 – 35,0 12000	12000	12000	12000	12000	12000	12000	12000	12000										
		3,2 – 22,4 24000	24000	24000	23880	21120	18780	16750	34,4 m 13700											
30,0		3,4 – 30,0 12000	12000	12000	12000	12000	12000													
		3,0 – 23,5 24000	24000	24000	24000	22140	29,4 m 17500													

355 IC





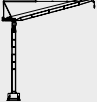
Tragfähigkeiten gültig bis 100 m Hubhöhe. Über 100 m Hubhöhe reduziert sich die Tragfähigkeit um das zusätzliche Seilgewicht. / Lifting capacities valid up to 100 m hoisting height. Over 100 m hoisting height, the lifting capacity is reduced by the additional rope weight. / Capacités de levage valables jusqu'à 100 m de hauteur sous crochet. Au-dessus de 100 m de hauteur sous crochet, la capacité de levage est réduite du poids de câble supplémentaire. / Portate valide fino a 100 d'altezza di sollevamento. Oltre i 100 m si riduce la portata causa il peso addizionale della fune. / Cargas válidas hasta altura de 100 m. Por encima de los 100 m se reduce la carga por el peso adicional del cable. / Cargas válidas até à altura de 100 m. Para além dos 100 m, reduz-se a carga pelo peso adicional do cabo. / Грузоподъемность действительна до 100 м высоты подъема. Свыше 100 м высоты подъема грузоподъемность сокращается на вес дополнительного каната.

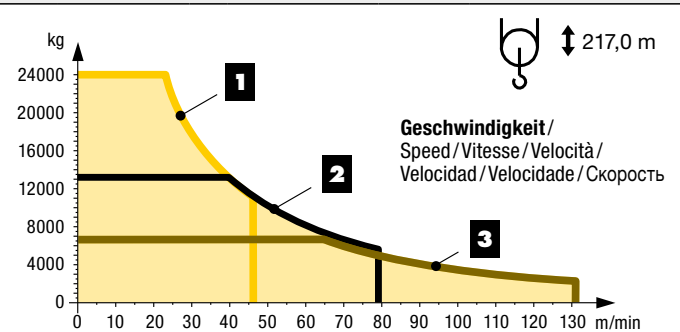
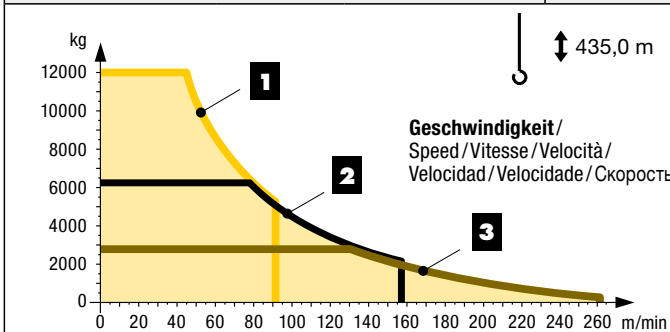
	0 ↔ 0,7 U/min sl./min tr./min	2 x 7,5 kW FU
	1,7 min	110 kW FU
	Unterwagen auf Anfrage / Undercarriage on request / Chassis sur demande / Carro su richiesta / Carretón bajo consulta / Chassis sob consulta / Опорная рама по запросу	




	110 kW FU	160 kW FU
	212,0	265,0
	110 kW FU	110 kW FU

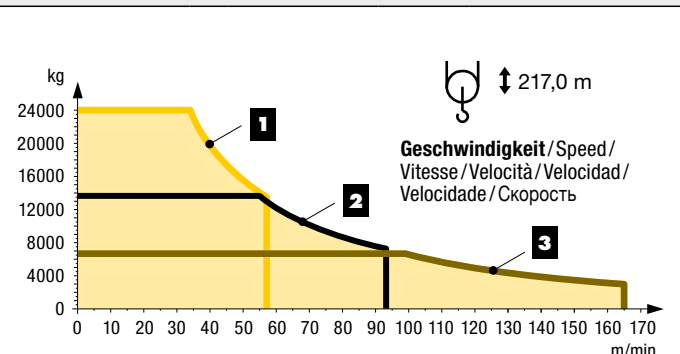
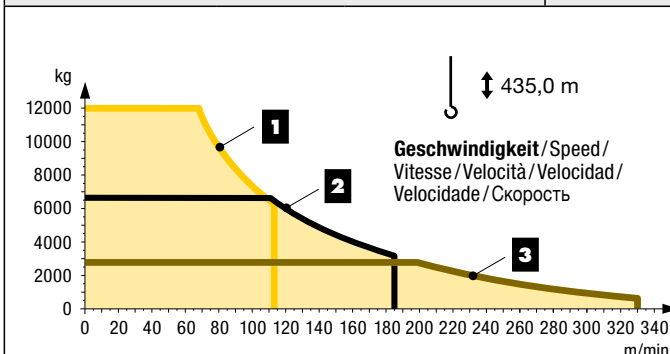
kVA

kVA reduzierbar bei zu geringer Netz-Anschlussleistung, siehe BAL. /
 kVA can be reduced in case of too little power of the mains, see instruction manual. /
 kVA peut être réduit en cas de trop faible puissance du réseau, voir manuel d'instruction. /
 kVA riducibili in caso di potenza di rete ridotta (si veda manuale uso e manutenzione) /
 kVA variable para potencia de red demasiado pequeña, ver Manual de instrucciones. /
 kVA reduzível no caso de capacidade da rede elétrica muito baixa, ver manual de instruções. /
 Количество кВА может быть сокращено до минимальной общей потребляемой мощности, см. инструкцию по эксплуатации.

		↔ stufenlos / stepless / régl. continu / regl. progressiva / sin escalones / sem degraus / бесступенчатый			
	max. 1290 m	kg	m/min	kg	m/min
110 kW FU WIW 300 VZ 412 	4 Lagen / Layers / Couches / Avvolgimenti / Camadas / Capas / Слоёв	1	12000 0 ↔ 45	1	24000 0 ↔ 23
			5300 0 ↔ 91		11200 0 ↔ 46
		2	6300 0 ↔ 78	2	13200 0 ↔ 39
			2100 0 ↔ 157		5600 0 ↔ 79
		3	3000 0 ↔ 131	3	7100 0 ↔ 65
			300 0 ↔ 261		2300 0 ↔ 131

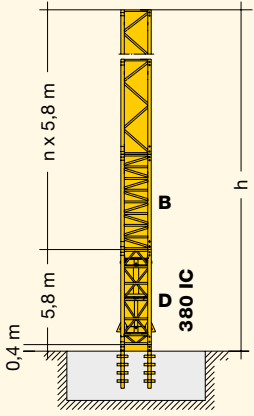
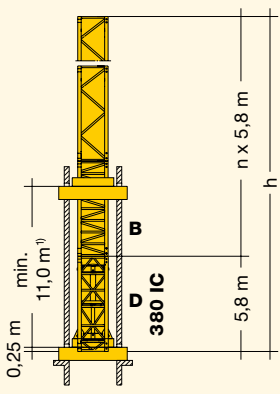
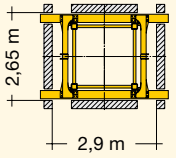


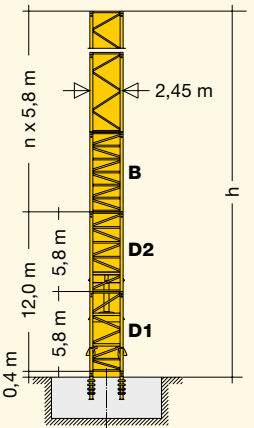
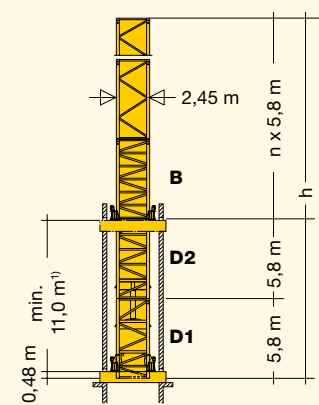
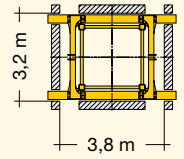
		↔ stufenlos / stepless / régl. continu / regl. progressiva / sin escalones / sem degraus / бесступенчатый			
	max. 1290 m	kg	m/min	kg	m/min
160 kW FU WIW 320 VZ 403 	4 Lagen / Layers / Couches / Avvolgimenti / Camadas / Capas / Слоёв	1	12000 0 ↔ 68	1	24000 0 ↔ 34
			6400 0 ↔ 113		13300 0 ↔ 57
		2	6600 0 ↔ 111	2	13600 0 ↔ 55
			3100 0 ↔ 185		7300 0 ↔ 93
		3	2800 0 ↔ 198	3	6700 0 ↔ 99
			600 0 ↔ 330		3000 0 ↔ 165























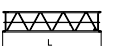

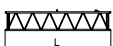

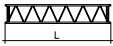





Ausladung und Turmhöhen























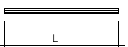

Radius and tower height / Portée et hauteur de mât / Sbraccio ed altezze torri / Alcance y alturas de torre / Alcances e alturas da torre / Вые́т и высота башни







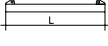



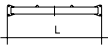

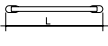







LN 303		355 IC							
n		Ausleger / Jib / Flèche / Braccio / Pluma / Lança / Стрела							
		30,0 m / 35,0 m 40,0 m / 45,0 m / 50,0 m			55,0 m	60,0 m	30,0 m / 35,0 m 40,0 m / 45,0 m	50,0 m	60,0 m
7	h	46,8	-	-	-	-	46,4	-	-
6	h	41,0	41,0	-	-	-	40,6	40,6	-
5	h	35,2	35,2	35,2	35,2	35,2	34,8	34,8	34,8
4	h	29,4	29,4	29,4	29,4	29,4	29,0	29,0	29,0
3	h	23,6	23,6	23,6	23,6	23,6	23,2	23,2	23,2
2	h	17,8	17,8	17,8	17,8	17,8	17,4	17,4	17,4
1	h	12,0	12,0	12,0	12,0	12,0	11,6	11,6	11,6
0	h	6,2	6,2	6,2	6,2	6,2	5,8	5,8	5,8
m		 <p>Diagram showing tower section 1 with dimensions: 0,4 m base, 5,8 m section, n x 5,8 m tower, 5,8 m section, h total height, 380 IC jib, 24 HC 630 FA base.</p>			 <p>Diagram showing tower section 2 with dimensions: 0,25 m base, 11,0 m¹⁾ section, 5,8 m section, n x 5,8 m tower, h total height, 380 IC jib.</p>			 <p>Cross-section of 380 IC jib with dimensions: 2,65 m height, 2,9 m width.</p>	

LN 303		24 HC 630									
n		Ausleger / Jib / Flèche / Braccio / Pluma / Lança / Стрела									
		30,0 m / 35,0 m	40,0 m / 45,0 m	50,0 m / 55,0 m	60,0 m	30,0 m	35,0 m / 40,0 m	45,0 m / 50,0 m	55,0 m / 60,0 m		
10	h	-	-	-	-	69,6	-	-	-		
9	h	64,2	-	-	-	63,8	63,8	-	-		
8	h	58,4	58,4	-	-	58,0	58,0	58,0	-		
7	h	52,6	52,6	52,6	-	52,2	52,2	52,2	52,2		
6	h	46,8	46,8	46,8	46,8	46,4	46,4	46,4	46,4		
5	h	41,0	41,0	41,0	41,0	40,6	40,6	40,6	40,6		
4	h	35,2	35,2	35,2	35,2	34,8	34,8	34,8	34,8		
3	h	29,4	29,4	29,4	29,4	29,0	29,0	29,0	29,0		
2	h	23,6	23,6	23,6	23,6	23,2	23,2	23,2	23,2		
1	h	17,8	17,8	17,8	17,8	17,4	17,4	17,4	17,4		
0	h	12,0	12,0	12,0	12,0	11,6	11,6	11,6	11,6		
m		 <p>Diagram showing tower section 1 with dimensions: 0,4 m base, 5,8 m section, 12,0 m section, 5,8 m section, n x 5,8 m tower, 2,45 m width, D1, D2 jibs, 24 HC 630 FA base.</p>				 <p>Diagram showing tower section 2 with dimensions: 0,48 m base, 11,0 m¹⁾ section, 5,8 m section, n x 5,8 m tower, h total height, 2,45 m width, D1, D2 jibs.</p>				 <p>Cross-section of 24 HC 630 jib with dimensions: 3,2 m height, 3,8 m width.</p>	

¹⁾ Min. Verankerungshöhe kann bei max. Turmhöhe bzw. bei Hakenhöhe > 100 m abweichen. / Min. anchoring height may deviate at max. tower height resp. hook height > 100 m. / La hauteur d'ancrage min. peut différer en cas de hauteur de mât max. resp. en cas de hauteur sous crochet > 100 m. / In caso dell'altezza max torre gancio, l'altezza min. di ancoraggio può differire di > 100 m. / La altura mínima de arriostamiento puede variar con una altura máxima de torre, es decir para alturas bajo gancho > 100 m. / Em uma torre, com uma altura do gancho > 100 m a altura mín. do ancoramento pode variar. / Мин. высота крепления к зданию может изменяться при макс. высоте башни или при высоте крюка более 100 м.

Kranoberteil		Upper part of crane / Partie supérieure de grue / Parte superiore della gru / Parte superior grúa / Parte superior do guindaste / Верхняя часть крана	L (m)	B (m)	H (m)	kg²⁾		
Pos. Anz. Item Qty. Rep. Qte. Voce Qta. Pos. Cant. Ref. Cant. Поз. Кол-во								
		Drehkranz-Auflage / Slewing ring support / Pivot / Ralla / Corona de giro / Cremalheira / Рама поворотного круга			2,90	2,47	2,15	4270
1a	1							
		Konsole / Bracket / Console / Supporto / Soporte / Suporte / Консоль			1,13	0,70	0,25	215
2	1	Drehbühne mit Drehkranz und Drehwerken / Slewing platform with slewing ring and slewing gears / Plate-forme tournante avec couronne d'orientation et mécanismes d'orientation / Piattaforma girevole con ralla e gruppo di rotazione / Plataforma de giro con corona y mecanismos de giro / Plataforma de giratoira completa / Поворотная платформа с поворотным кругом и механизмами поворота			2,95	2,27	1,85	7370
3	1	Getriebebühne / Gear platform / Plate-forme des mécanismes / Piattaforma meccanismi / Plataforma de mecanismos / Plataforma de mecanismos / Лебёдочная платформа			6,90	2,22	2,45	8700
4	1	Hubwerk / Hoist gear / Mécanisme de levage / Argano di sollevamento / Mecanismo de elevación / Mecanismo de elevação / Механизм подъёма			3,20	2,45	1,75	6200
5	1	Einziehwerk mit Sekundärbremse / Luffing gear with secondary brake / Mécanisme de relevage avec frein secondaire / Argano di sollevamento braccio con freno ausiliario / Mecanismo de pluma batiente con freno secundario / Mecanismo de Lanea batente con freio auxiliar / Стрелоподъемный механизм с вторичным тормозом			2,80	2,20	1,60	4100
6	1	Fahrerhauspodest mit Kabine / Driver's cabin with platform / Cabine de grutier avec plate-forme / Pedana gruista con cabina / Plataforma con cabina / Plataforma com cabina / Площадка с кабиной			5,30	1,90	2,57	1650
7	3	Seitenpodest / Side platform / Plate-forme latérale / Pedana laterale / Plataforma lateral / Plataforma lateral / Боковая площадка			5,50	1,10	1,85	250
8	1	Auslegerhaltebock / Jib retaining frame / Chevalet de retanue de flèche / Cavalletto tirante braccio / Caballete de soporte de pluma / Cavalete de suporte da lança / Кронштейн стрелы			11,97	2,30	1,50	5535
9	1	Ausleger-Anlenkstück / Jib heel section / Pied de flèche / Sezione articolata braccio / Pluma tramo prime- ro / Base articulada de lança / Корневая секция стрелы			9,91	1,90	1,90	① 2550
10	1	Ausleger-Zwischenstück 8,78 m (Festpunkt) / Inter- mediate jib section (fixed point) / Élément intermédiaire de flèche (point fixe) / Sezione intermedia braccio (punto fisso) / Tramo intermedio pluma (ponto fixo) / Peça suplementar da lança (punto fijo) / Промежуточ- ная секция стрелы (Фиксированная точка)			8,95	1,90	2,10	② 2120
11	1	Ausleger-Zwischenstück 10,36 m (Festpunkt) / Intermediate jib section (fixed point) / Élément inter- médiaire de flèche (point fixe) / Sezione intermedia braccio (punto fisso) / Tramo intermedio pluma (punto fijo) / Tramo intermedio da lança (ponto fixo) / Проме- жуточная секция стрелы (Фиксированная точка)			10,60	1,90	2,10	③ 2250
12	1	Ausleger-Zwischenstück 10,36 m / Intermediate jib section / Élément intermédiaire de flèche / Sezione inter- media braccio / Tramo intermedio pluma / Peça suple- mentar da lança / Промежуточная секция стрелы			10,60	1,90	1,90	④ 1650
13	1	Ausleger-Zwischenstück 5,18 m / Intermediate jib section / Élément intermédiaire de flèche / Sezione intermedia braccio / Tramo intermedio pluma / Peça suplementar da lança / Промежуточная секция стрелы			5,50	1,90	1,90	⑤ 900
14	1	Ausleger-Kopfstück / Jib head section / Pointe de flèche / Punta braccio / Tramo punta de pluma / Cabeça de lança / Концевая секция стрелы			11,10	2,00	2,10	⑥ 3050

Pos. Item Rep Voce Pos. Ref. Поз.	Anz. Qty. Qte. Qta. Cant. Cant. Кол-во				L (m)	B (m)	H (m)	kg ²⁾	
15	1	Unterflasche /Bottom hook block/Moufle inférieure/Bozzello inferiore/Polipasto inferior/Gincho inferior/Крюковая обойма				2,40	1,45	0,80	1550
16	1	Einziehseilflasche /Luffing rope pulley block/Tambour de relevage/Bozzello di sollevamento braccio/Polipasto cable de retracción Gincho de cabo de retração/Замок стрелового каната				1,50	1,20	1,10	600
17	1	Hilfskran mit Lagerungen /Auxiliary crane with supports/Grue auxiliaire avec logements/Gru auxiliaria con supporti/Grúa auxiliar con apoyos/Grua auxiliar com apoios/Вспомогательный кран				4,40	0,90	0,60	700
Turm Tower/Mât/Torre/Torre/Torre/Башня									
18	1	Grundturmstück /Base tower section/Mât de base/Elemento di torre base/Tramo base/Peça de base de torre/Секция основания			24 HC 630 TSB-1242c	12,42	2,68	2,68	14461
19	1	Turmstück /Tower section/Elément de mât/Elemento di torre/Tramo torre/Torre/Башенная секция			24 HC 630 TS-0580c	6,28	2,45	2,45	6480
Klettern am Gebäude Climbing on the building/Télescopage à l'extérieur du bâtiment/Telescopaggio esterno all'edificio/Trepado exterior a edificio/Telescopagem exterior ao edificio/Нарращивание высоты крана, пристёгнутого к зданию									
20	2	Führungsstück-Hälfte mit Podesten /Guide section with platforma/Cage télescopique avec plate-formes/Sezione guida con pedane/Tramo guia con plataforma/Tramo guia com plataforma/Половина направляющей секции с площадками				12,60	2,77	1,60	3500
21	1	Hydraulikanlage und Klettereinrichtung /Hydraulic unit and climbing equipment/Système hydraulique et équipement de télescopage/Impianto idraulico e dispositivo di telescopaggio/Sistema hidráulico y equipo de trepado/Sistema hidraulico e telescopagem/Гидроагрегат и обойма наращивания				2,52	1,42	0,55	1760
Klettern im Gebäude Climbing in the building/Télescopage dans le bâtiment/Pure varianti di gru allungabili/Subida no edificio/Trepado dentro del edificio/Самоподъём крана в здании									
22	1	Kletterturmstück (D-St.) /Climbing tower section/Elément de hissage de mât/Elemento torre di telescopaggio/Tramo de torre trepador/Tramo de telescopagem/Секция самоподъема			380 IC	6,28	1,90	2,81	9300
					24 HC 630 – D1	6,30	2,45	2,45	9600
	1				24 HC 630 – D2	6,30	2,45	2,45	9400
23	1	Hydraulikanlage und Klettertraverse /Hydraulic unit and climbing cross members/Système hydraulique avec traverses de télescopage/Impianto idraulico e traverse di allungamento/Equipo hidráulico y traviesa de trepado/Equipamento hidraulico e travessa de telescopagem/Гидроагрегат и траверса наращивания			355/380 IC	2,50	0,80	0,60	1500
					24 HC 630	–	–	–	3150
24	1	Einspannturmstück (B) /Anchoring tower section/Elément de mât d'encastrement/Elemento torre d'ancoraggio/Tramo de torre inferior de trepado/Tramo de telescopagem inferior/Упорная секция			355 IC	6,28	1,90	1,90	6600
					24 HC 630	6,30	2,45	2,45	9300
25	6	Führungsrahmen (Hälfte) /Guide frame (half)/Cadre de hissage (moitié)/Telaio guida (metà)/Bastidor guía (mitad)/Bastidor de guia (metade)/Направляющая рама (половина)			355/380 IC	3,55	0,78	0,48	2500
					24 HC 630	3,05	0,95	0,65	1700
26	1	Kletterleiter /Climbing ladder/Echelle de télescopage/Scala di telescopaggio/Escalera de trepar/Réguia para telescopagem/Лестница самоподъема			355/380 IC	5,10	0,40	0,10	490
					24 HC 630	5,70	0,45	0,15	530

Pos. Item Rep Voce Pos. Ref. Поз.	Anz. Qty. Qte. Qta. Cant. Cant. Кол-во					L (m)	B (m)	H (m)	kg ²⁾
Unterwagen Undercarriage/Châssis/Carro/ Carro con mástil/Carro de guindaste/Опорная рама									
27	4	Ausgleichsschwinge mit Schwingenlager/ Pivot for wheel box/Chape pour bogie/Bilanciere di equilibratura con cuscinetto bilanciere/Balancin/ Balancim com suporte/Балансир с шарнирной опорой			24 HC 630	1,60	0,72	1,48	1470
28	4	Fahrschemel mit Antrieb/ Rail bogie with drive/ Bogie moteur/Telaio con gruppo propulsore/ Caja rodillo motriz/Quadro com grupo de propulsão/ Подрамник с приводом			24 HC 630	1,45	0,82	0,72	1690
29	4	Fahrschemel ohne Antrieb/ Rail bogie without drive/ Bogie fou/Telaio senza gruppo propulsore/Caja rodillo conducido/Quadro com grupo de propulsão/ Подрамник без привода			24 HC 630	1,30	0,40	0,72	1340
30	1	Tragholm lang/ Long support arm/Longeron long/ Longherone lungo/Brazo soporte largo/Travessa comprida/Несущая балка, длинная			24 HC 630	7,32	0,92	0,93	2330
31	2	Tragholm kurz/ Short support arm/Longeron court/ Longherone corto/Brazo soporte corto/Travessa curta/Несущая балка, короткая			24 HC 630	7,14	0,80	0,90	2135
32	4	Randträger/ Border support/Traverse/ Supporti base/Traviesa/Apoio de bordo/ Стяжная балка			24 HC 630	9,30	0,14	0,14	510
33	4	Stützholm/ Support strut/Hauban de châssis/ Correnti di appoggio/Tirante vertical/Travessa de apoio/Опорный подкос			24 HC 630	6,98	0,26	0,34	1140
34	1	Unterwagen-Turmstück/ Undercarriage tower section/Mât de châssis/Elemento di torre del carro/ Tramo de carro/Peça de torre do chassis/Опорная башенная секция			24 HC 630 UC	6,61	2,44	2,44	7930
35	1	Kiste mit Kleinteilen, Seilen/ Crate with small parts, ropes/ Caisse contenant des accessoires, câbles/Cassa con minuteria, funi/ Caja con piezas pequeñas, cables/ Caixa com peças pequenas, cabos/Ящик с мелкими деталями, с канатами			24 HC 630	2,00	1,00	1,00	2000
Ballast Ballast/Lest/Zavorra/ Lastre/Lastro/Балласт									
36	8	Stahlballast/ Steel ballast/Lest en acier/ Contrappeso di acciaio/Lastres metálicos/ Lastro metálico/Металлический балласт				4,50	0,90	0,20	4900
37	1	Stahlballast/ Steel ballast/Lest en acier/ Contrappeso di acciaio/Lastres metálicos/ Lastro metálico/Металлический балласт				4,50	0,90	0,12	2900
Kleinteile Small parts/Accessoires/Accessori/ Accesorios/Accessórios/Мелкие детали									
38	1	Seile, Kleinteile/ Ropes, small parts/Câbles, accessoires/ Funi, accessori/Cables, accesorios/Cabos, acessórios/Канаты, мелкие детали							4000

²⁾ Einzelgewichte/Single weights/Poids individuels/Singoli pesi/Tramo punta de pluma/Pesos de peças componentes/Индивидуальный вес

Änderungen vorbehalten! / Subject to technical modifications! /
Sous réserves de modifications ! / Con riserva di modifiche! /
¡Sujeto a modificaciones sin previo aviso! / Sujeto a modificacões! /
С правом внесения изменений!

Sämtliche Angaben erfolgen ohne Gewähr. / This information is supplied without liability. /
Ces renseignements sont sans garantie. / Tutte le indicazioni fornite senza garanzia. /
Declinamos toda responsabilidad derivada de la información proporcionada. / Declinamos
qualquer responsabilidade quanto à informação fornecida. / Все данные указаны без обязательств.

TCS-001019-LBC-01 • EN 14439:2009 – A3 • BGL C.0.11.0355 • 04.19

Printed in Germany.

Liebherr-Werk Biberach GmbH
Postfach 1663, D-88396 Biberach an der Riss
☎ +49 73 51 41-0, Fax: +49 73 51 41 22 25
www.liebherr.com, E-Mail: info.lbc@liebherr.com

Liebherr Industrias Metálicas, S.A.
Polígono Industrial Agustinos, calle E, E-31014 Pamplona
☎ +34 94829 70-00, Fax +34 94829 70-29
www.liebherr.com, E-Mail: info.lim@liebherr.com