

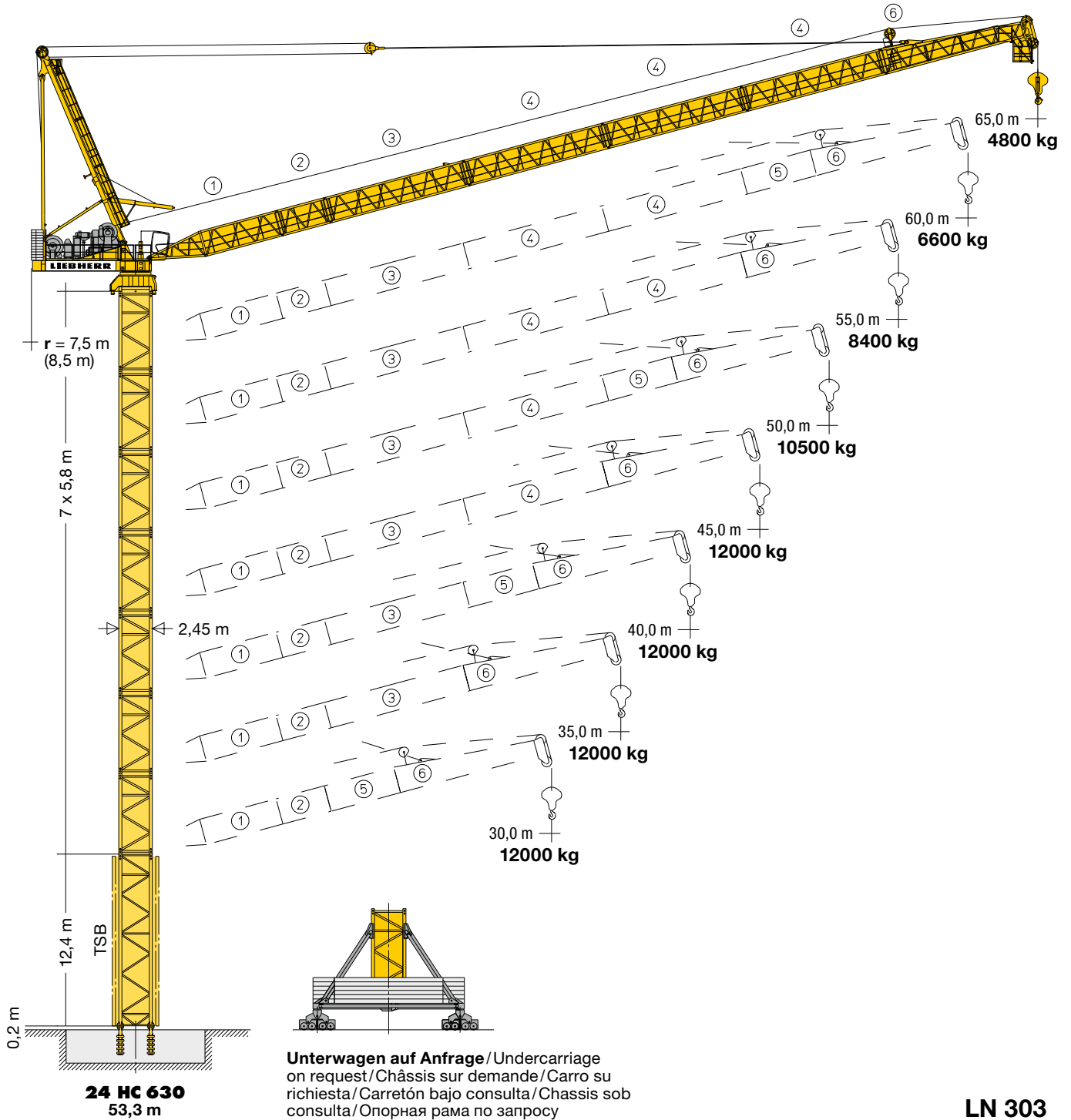
# Turmdrehkran

Tower Crane / Grue à tour / Gru a torre / Grúa torre /  
Guindaste de torre / Башенный поворотный кран

# 542 HC-L 12/24 Litronic®

▶ 542 HC-L 12/24 Litronic®

542 HC-L 18/36 Litronic®



LN 303

# LIEBHERR

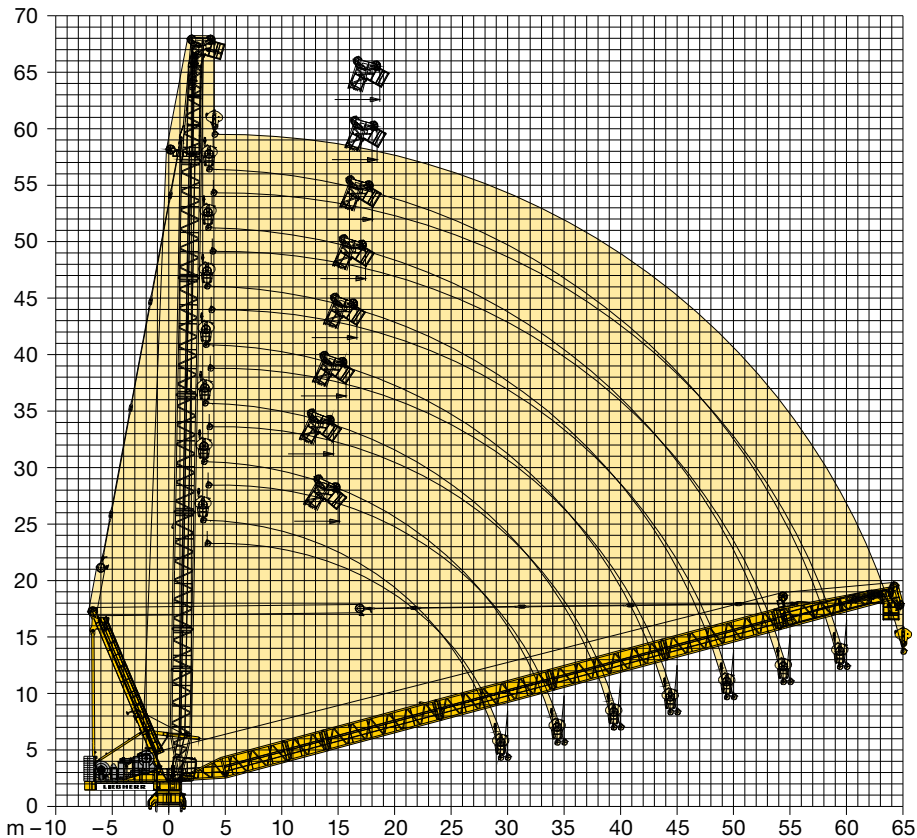
# Ausladung und Hubhöhe

Radius and hoisting height / Portée et hauteur de levage / Sbraccio e altezza di sollevamento / Alcance y altura de elevación / Alcance e altura de elevação / Вылет и Высота подъема

## Minimum Ausladung außer Betrieb

Minimum radius out of operation  
Portée minimum hors service  
Sbraccio minimo fuori servizio  
Alcance mínimo fuera de servicio  
Alcance mínimo fora de operação  
Минимальный вылет вне работы

Ausleger (m) Jib/Flèche/ Braccio/Pluma/ Lança/Стрела	Außenbetriebsstellung (α°) Out-of-operation position Position hors service Posizione fuori servizio Posición externa de la empresa Posição fora de operação Положение вне работы		
24 HC 630	α	↓ (m)	↺ (m)
65	76°	18,7	-
60	75°	18,5	18,0
55	74°	18,0	17,5
50	73°	17,4	16,9
45	72°	16,7	16,2
40	71°	15,7	15,2
35	70°	14,6	14,1
30	65°	15,1	14,6



# Turmhöhen

Tower heights / Hauteur de mât / Altezza torre / Alturas de torre / Alturas de torre / Высота башни

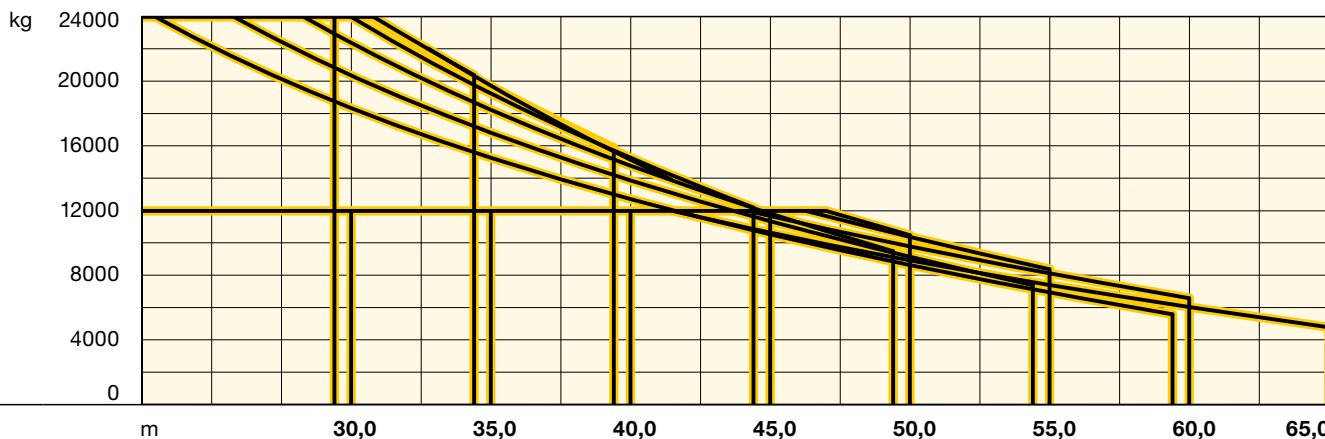
LN 303	24 HC 630							
	Ausleger / Jib / Flèche / Braccio / Pluma / Lança / Стрела							
	30,0 m	35,0 m 40,0 m	45,0 m 50,0 m 55,0 m	60,0 m 65,0 m	30,0 m	35,0 m / 40,0 m / 45,0 m 50,0 m / 55,0 m	60,0 m 65,0 m	
10	58,4 <sup>1)</sup>	-	-	-	-	-	-	-
9	52,6	52,6 <sup>1)</sup>	-	-	64,8 <sup>1)</sup>	-	-	-
8	46,8	46,8	46,8 <sup>1)</sup>	-	59,0	59,0 <sup>1)</sup>	-	-
7	41,0	41,0	41,0	41,0 <sup>1)</sup>	53,2	53,2	53,2 <sup>1)</sup>	53,2 <sup>1)</sup>
6	35,2	35,2	35,2	35,2	47,4	47,4	47,4	47,4
5	29,4	29,4	29,4	29,4	41,6	41,6	41,6	41,6
4	23,6	23,6	23,6	23,6	35,8	35,8	35,8	35,8
3	17,8	17,8	17,8	17,8	30,0	30,0	30,0	30,0
2	12,0	12,0	12,0	12,0	24,2	24,2	24,2	24,2
1	6,2	6,2	6,2	6,2	18,4	18,4	18,4	18,4
0	0,4	0,4	0,4	0,4	12,6	12,6	12,6	12,6
	m				m			

24 HC 630 FA


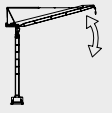
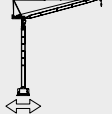
24 HC 630 FAr






m	m/kg	m/kg																	
		25,0	27,0	30,0	32,5	35,0	37,5	40,0	42,5	45,0	47,5	50,0	52,5	55,0	57,5	60,0	62,5	65,0	
65,0	4,1 - 41,5 12000	12000	12000	12000	12000	12000	12000	12000	12000	11600	10640	9760	8930	8150	7410	6720	6050	5420	4800
60,0	4,0 - 44,2 12000	12000	12000	12000	12000	12000	12000	12000	12000	12000	11670	10700	9790	8940	8120	7350	6600		
	3,6 - 23,0 24000	22180	20150	18350	16740	15280	13950	12720	11590	10540	9560	8640	7780	6950	6180	59,4 m 5600			
55,0	3,9 - 46,3 12000	12000	12000	12000	12000	12000	12000	12000	12000	12000	11460	10390	9380	8400					
	3,5 - 25,8 24000	24000	22450	20370	18510	16830	15300	13880	12580	11360	10230	9150	8140	54,4 m 7400					
50,0	3,8 - 47,0 12000	12000	12000	12000	12000	12000	12000	12000	12000	12000	11750	10500							
	3,4 - 28,3 24000	24000	24000	22380	20210	18240	16450	14790	13260	11830	10480	49,4 m 9500							
45,0	3,7 - 45,1 12000	12000	12000	12000	12000	12000	12000	12000	12000	12000	12000	12000							
	3,3 - 30,0 24000	24000	24000	24000	21510	19250	17190	15270	13490	44,4 m 12200									
40,0	3,6 - 40,0 12000	12000	12000	12000	12000	12000	12000	12000	12000	12000	12000								
	3,2 - 30,7 24000	24000	24000	24000	22130	19720	17500	39,4 m 15900											
35,0	3,5 - 35,0 12000	12000	12000	12000	12000	12000	12000	12000											
	3,2 - 30,8 24000	24000	24000	24000	22260	34,4 m 20400													
30,0	3,4 - 30,0 12000	12000	12000	12000															
	3,1 - 29,4 24000	24000	24000	29,4 m 24000															






**Tragfähigkeiten gültig bis 100 m Hubhöhe. Über 100 m Hubhöhe reduziert sich die Tragfähigkeit um das zusätzliche Seilgewicht.** / Lifting capacities valid up to 100 m hoisting height. Over 100 m hoisting height, the lifting capacity is reduced by the additional rope weight. / Capacités de levage valables jusqu'à 100 m de hauteur sous crochet. Au-dessus de 100 m de hauteur sous crochet, la capacité de levage est réduite du poids de câble supplémentaire. / Portate valide fino a 100 d'altezza di sollevamento. Oltre i 100 m si riduce la portata causa il peso addizionale della fune. / Cargas válidas hasta altura de 100 m. Por encima de los 100 m se reduce la carga por el peso adicional del cable. / Cargas válidas até à altura de 100 m. Para além dos 100 m, reduz-se a carga pelo peso adicional do cabo. / Грузоподъемность действительна до 100 м высоты подъема. Свыше 100 м высоты подъема грузоподъемность сокращается на вес дополнительного каната.

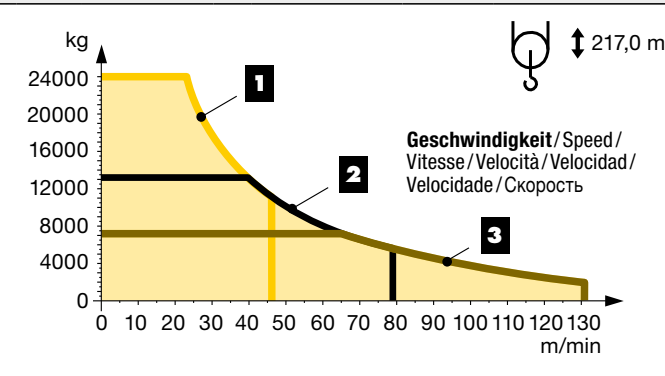
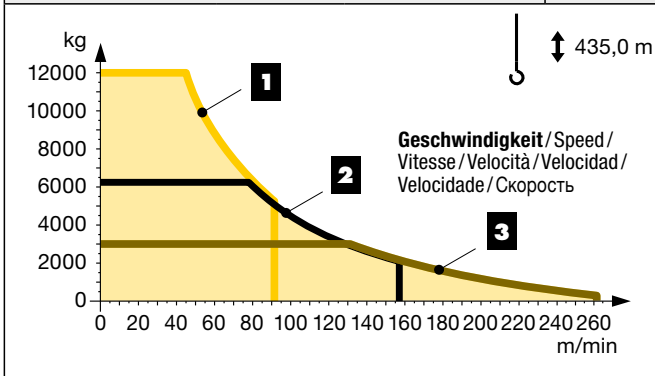
	U/min 0 ↔ 0,6 sl./min tr./min	2 x 11 kW FU
	2,7 min 1,8 min	110 kW FU
	<b>Unterwagen auf Anfrage / Undercarriage on request / Chassis sur demande / Carro su richiesta / Carretón bajo consulta / Chassis sob consulta / Опорная рама по запросу</b>	




		110 kW FU	160 kW FU
		110 kW FU 221,0	110 kW FU 275,0

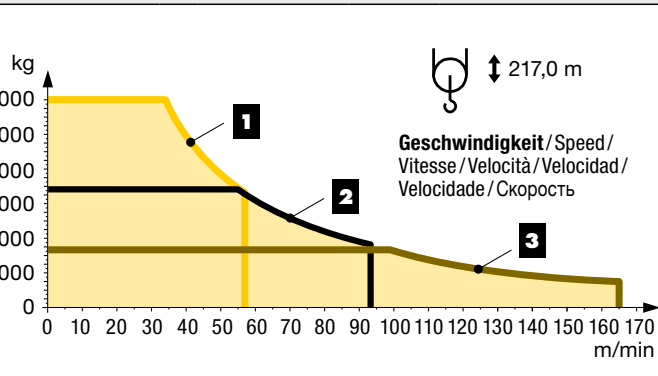
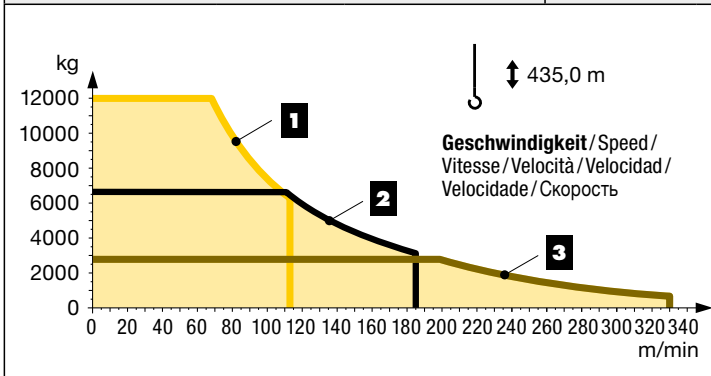
**kVA**

**kVA reduzierbar bei zu geringer Netz-Anschlussleistung, siehe BAL. /**  
 kVA can be reduced in case of too little power of the mains, see instruction manual. /  
 kVA peut être réduit en cas de trop faible puissance du réseau, voir manuel d'instruction. /  
 kVA riducibili in caso di potenza di rete ridotta (si veda manuale uso e manutenzione) /  
 kVA variable para potencia de red demasiado pequeña, ver Manual de instrucciones. /  
 kVA reduzível no caso de capacidade da rede elétrica muito baixa, ver manual de instruções. /  
 Количество кВА может быть сокращено до минимальной общей потребляемой мощности, см. инструкцию по эксплуатации.

		↔ <b>stufenlos / stepless / régl. continu / regl. progressiva / sin escalones / sem degraus / бесступенчатый</b>			
	max. 1290 m	kg	m/min	kg	m/min
110 kW FU WIW 300 VZ 412 	<b>4 Lagen / Layers / Couches / Avvolgimenti / Camadas / Capas / Слоёв</b>	<b>1</b>	12000 0 ↔ 45	<b>1</b>	24000 0 ↔ 23
			5300 0 ↔ 91		11200 0 ↔ 46
		<b>2</b>	6300 0 ↔ 78	<b>2</b>	13200 0 ↔ 39
			2100 0 ↔ 157		5600 0 ↔ 79
		<b>3</b>	3000 0 ↔ 131	<b>3</b>	7100 0 ↔ 65
			300 0 ↔ 261		2300 0 ↔ 131



		↔ <b>stufenlos / stepless / régl. continu / regl. progressiva / sin escalones / sem degraus / бесступенчатый</b>			
	max. 1290 m	kg	m/min	kg	m/min
160 kW FU WIW 320 VZ 403 	<b>4 Lagen / Layers / Couches / Avvolgimenti / Camadas / Capas / Слоёв</b>	<b>1</b>	12000 0 ↔ 68	<b>1</b>	24000 0 ↔ 34
			6400 0 ↔ 113		13300 0 ↔ 57
		<b>2</b>	6600 0 ↔ 111	<b>2</b>	13600 0 ↔ 55
			3100 0 ↔ 185		7300 0 ↔ 93
		<b>3</b>	2800 0 ↔ 198	<b>3</b>	6700 0 ↔ 99
			600 0 ↔ 330		3000 0 ↔ 165



















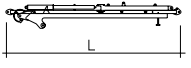

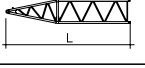



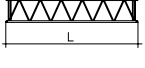

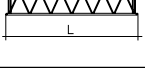



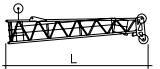









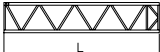



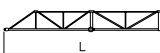









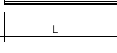



LN 303		24 HC 630							
n	Ausleger / Jib / Flèche / Braccio / Pluma / Lança / Стрела								
	30,0 m	35,0 m	45,0 m / 50,0 m	60,0 m	30,0 m	35,0 m	45,0 m / 50,0 m	60,0 m	
		40,0 m	55,0 m	65,0 m		40,0 m	55,0 m	65,0 m	
8	h	58,4	-	-	-	58,0	-	-	
7		52,6	52,6	-	-	52,2	52,2	-	
6		46,8	46,8	46,8	-	46,4	46,4	46,4	
5		41,0	41,0	41,0	41,0	40,6	40,6	40,6	
4		35,2	35,2	35,2	35,2	34,8	34,8	34,8	
3		29,4	29,4	29,4	29,4	29,0	29,0	29,0	
2		23,6	23,6	23,6	23,6	23,2	23,2	23,2	
1		17,8	17,8	17,8	17,8	17,4	17,4	17,4	
0	m	12,0	12,0	12,0	12,0	11,6	11,6	11,6	

24 HC 630 FA

<sup>1)</sup> **Min. Verankerungshöhe kann bei max. Turmhöhe bzw. bei Hakenhöhe > 100 m abweichen.** / Min. anchoring height may deviate at max. tower height resp. hook height > 100 m. / La hauteur d'ancrage min. peut différer en cas de hauteur de mât max. resp. en cas de hauteur sous crochet > 100 m. / In caso dell'altezza max torre gancio, l'altezza min. di ancoraggio può differire di > 100 m. / La altura mínima de arriostamiento puede variar con una altura máxima de torre, es decir para alturas bajo gancho > 100 m. / Em uma torre, com uma altura do gancho > 100 m a altura mín. do ancoramento pode variar. / Мин. высота крепления к зданию может изменяться при макс. высоте башни или при высоте крюка более 100 м.

<b>Kranoberteil</b>		<b>Upper part of crane / Partie supérieure de grue / Parte superiore della gru / Parte superior grúa / Parte superior do guindaste / Верхняя часть крана</b>	<b>L (m)</b>	<b>B (m)</b>	<b>H (m)</b>	<b>kg<sup>2)</sup></b>		
Pos. Anz. Item Qty. Rep. Qte. Voce Qta. Pos. Cant. Ref. Cant. Поз. Кол-во								
1a	1	<b>Drehkranz-Auflage / Slewing ring support / Pivot / Ralla / Corona de giro / Cremalheira / Рама поворотного круга</b>			2,74	2,50	2,27	5800
1b	2	<b>Konsole / Bracket / Console / Supporto / Soporte / Suporte / Консоль</b>			1,34	0,88	0,33	360
1c	2	<b>Konsole / Bracket / Console / Supporto / Soporte / Suporte / Консоль</b>			1,33	0,64	0,34	290
2	1	<b>Drehbühne mit Rollendrehkranz / Slewing platform with slewing ring / Plate-forme tournante avec roulement / Piattaforma girevole con ralla / Plataforma de giro con asiento de pista / Plataforma giratoria com suporte de cremalheira / Поворотная платформа с роликовым поворотным кругом</b>			3,00	2,25	2,53	10800
3	1	<b>Getriebebühne / Gear platform / Plate-forme des mécanismes / Piattaforma meccanismi / Plataforma de mecanismos / Лебёточная платформа</b>			6,75	2,22	2,53	9100
4	1	<b>Hubwerk 110 kW / Hoist gear / Mécanisme de levage / Argano di sollevamento / Mecanismo de elevación / Mecanismo de elevação / Механизм подъёма</b>			3,90	2,28	2,00	6500
5	1	<b>Einzehwerk 110 kW / Luffing gear / Mécanisme de relevage / Argano sollevamento braccio / Mecanismo de elevación pluma / Mecanismo de elevação da lança / Стрелоподъёмный механизм</b>			3,10	2,32	1,60	4900
6	1	<b>Fahrerhauspodest mit Kabine / Driver's cabin with platform / Cabine de grutier avec plate-forme / Pedana gruista con cabina / Plataforma con cabina / Plataforma com cabina / Площадка с кабиной</b>			6,00	2,20	2,57	2000
7	3	<b>Seitenpodest / Side platform / Plate-forme latérale / Pedana laterale / Plataforma lateral / Plataforma lateral / Боковая площадка</b>			6,50	1,20	1,00	400
8	1	<b>Auslegerhaltebock, geteilt / Jib retaining frame, split / Chevalet de retenue de flèche, en éléments / Cavalletto tirante braccio, diviso / Caballete de soporte de pluma, dividido / Cavalete de suporte da lança, dividido / Кронштейн стрелы, составной</b>			12,01	2,28	2,56	10100
9	1	<b>Ausleger-Anlenkstück / Jib heel section / Pied de flèche / Sezione articolata braccio / Pluma tramo prime- ro / Base articulada de lança / Корневая секция стрелы</b>			10,00	1,96	1,90	① 3000
10	1	<b>Ausleger-Zwischenstück 3,6 m / Intermediate jib section / Élément intermédiaire de flèche / Sezione intermedia braccio / Tramo intermedio pluma / Peça suplementar da lança / Промежуточная секция стрелы</b>			3,85	1,90	1,90	② 1050
11	1	<b>Ausleger-Zwischenstück 10,36 m (Festpunkt) / Intermediate jib section (fixed point) / Élément inter- médiaire de flèche (point fixe) / Sezione intermedia braccio (punto fisso) / Tramo intermedio pluma (punto fijo) / Tramo intermedio da lança (ponto fixo) / Проме- жуточная секция стрелы (Фиксированная точка)</b>			10,60	1,90	2,10	③ 2600
12	3	<b>Ausleger-Zwischenstück 10,36 m / Intermediate jib section / Élément intermédiaire de flèche / Sezione inter- media braccio / Tramo intermedio pluma / Peça suple- mentar da lança / Промежуточная секция стрелы</b>			10,60	1,90	1,90	④ 2300
13	1	<b>Ausleger-Zwischenstück 5,18 m (Festpunkt) / Intermediate jib section (fixed point) / Élément intermé- diaire de flèche (point fixe) / Sezione intermedia braccio (punto fisso) / Tramo intermedio pluma (punto fijo) / Tramo intermedio da lança (ponto fixo) / Промежуточ- ная секция стрелы (Фиксированная точка)</b>			5,50	1,90	2,10	⑤ 1250
14	1	<b>Ausleger-Kopfstück / Jib head section / Pointe de flèche / Punta braccio / Tramo punta de pluma / Cabeça de lança / Концевая секция стрелы</b>			11,50	2,00	2,55	⑥ 4400
15	1	<b>Unterflasche / Bottom hook block / Moufle inférieure / Bozzello inferiore / Polipasto inferior / Gincho inferior / Крюковая обойма</b>			2,45	1,45	0,80	1700

Pos. Item Rep. Voce Pos. Ref. Поз.	Anz. Qty. Qte. Qta. Cant. Cant. Кол-во				L (m)	B (m)	H (m)	kg <sup>2)</sup>	
16	1	<b>Einzelseilflasche</b> / Luffing rope pulley block / Tambour de relevage / Bozzello di sollevamento braccio / Polipasto cable de retracción / Gincho de cabo de retração / Замок стрелового каната			1,50	1,20	1,10	600	
17	1	<b>Hilfskran mit Lagerungen</b> / Auxiliary crane with supports / Grue auxiliaire avec logements / Gru auxiliaria con supporti / Grúa auxiliar con apoyos / Grua auxiliar com apoios / Вспомогательный кран			4,40	0,90	0,60	700	
<b>Turm</b> Tower / Mât / Torre / Torre / Torre / Башня									
18	1	<b>Grundturmstück</b> / Base tower section / Mât de base / Elemento di torre base / Tramo base / Peça de base de torre / Секция основания			24 HC 630 TSB-1242c	12,42	2,68	2,68	14461
19	1	<b>Turmstück</b> / Tower section / Élément de mât / Elemento di torre / Tramo torre / Torre / Башенная секция			24 HC 630 TS-0580c	6,28	2,45	2,45	6480
<b>Klettern am Gebäude</b> Climbing on the building / Télescopage à l'extérieur du bâtiment / Telescopaggio esterno all'edificio / Trepado exterior a edificio / Telescopagem exterior ao edificio / Нарращивание высоты крана, пристыгнутого к зданию									
20	2	<b>Führungsstück-Hälfte mit Podesten</b> / Guide section with platform / Cage télescopique avec plate-formes / Sezione guida con pedane / Tramo guia con plataforma / Tramo guia com plataforma / Половина направляющей секции с площадками				12,60	2,95	1,75	3950
21	1	<b>Hydraulikanlage und Klettereinrichtung</b> / Hydraulic unit and climbing equipment / Système hydraulique et équipement de télescopage / Impianto idraulico e dispositivo di telescopaggio / Sistema hidráulico y equipo de trepado / Sistema hidraulico e telescopagem / Гидроагрегат и обойма наращивания							3100
<b>Klettern im Gebäude</b> Climbing in the building / Télescopage dans le bâtiment / Pure varianti di gru allungabili / Subida no edificio / Trepado dentro del edificio / Самоподъем крана в здании									
22	1	<b>Kletterturmstück (D-St.)</b> / Climbing tower section / Élément de hissage de mât / Elemento torre di telescopaggio / Tramo de torre trepador / Tramo de telescopagem / Секция самоподъема			380 IC 24 HC 630 - D1	6,28 6,30	1,90 2,45	2,81 2,45	9300 9600
	1				24 HC 630 - D2	6,30	2,45	2,45	9400
23	1	<b>Hydraulikanlage und Klettertraverse</b> / Hydraulic unit and climbing cross members / Système hydraulique avec traverses de télescopage / Impianto idraulico e traverse di allungamento / Equipo hidráulico y travesa de trepado / Equipamento hidraulico e travessa de telescopagem / Гидроагрегат и траверса наращивания			355/380 IC 24 HC 630	2,50 -	0,80 -	0,60 -	1500 3150
24	1	<b>Einspannturmstück (B)</b> / Anchoring tower section / Élément de mât d'encastrement / Elemento torre d'ancoraggio / Tramo de torre inferior de trepado / Tramo de telescopagem inferior / Упорная секция			355 IC 24 HC 630	6,28 6,30	1,90 2,45	1,90 2,45	6600 9300
25	6	<b>Führungsrahmen (Hälfte)</b> / Guide frame (half) / Cadre de hissage (moitié) / Telaio guida (metà) / Bastidor guía (mitad) / Bastidor de guía (metade) / Направляющая рама (половина)			355/380 IC 24 HC 630	3,55 3,05	0,78 0,95	0,48 0,65	2500 1700
26	1	<b>Kletterleiter</b> / Climbing ladder / Echelle de télescopage / Scala di telescopaggio / Escalera de trepar / Régua para telescopagem / Лестница самоподъема			355/380 IC 24 HC 630	5,10 5,70	0,40 0,45	0,10 0,15	490 530
<b>Ballast</b> Ballast / Lest / Zavorra / Lastre / Lastro / Балласт									
27	11	<b>Stahlballast</b> / Steel ballast / Lest en acier / Contrappeso di acciaio / Lastres metálicos / Lastro metálico / Металлический балласт				4,50	0,90	0,20	4910
<b>Kleinteile</b> Small parts / Accessoires / Accessori / Accesorios / Acessórios / Мелкие детали									
28	1	<b>Seile, Kleinteile</b> / Ropes, small parts / Câbles, accessoires / Funí, accessori / Cables, accesorios / Cabos, acessórios / Канаты, мелкие детали						4500	

<sup>2)</sup> Einzelgewichte / Single weights / Poids individuels / Singoli pesi / Tramo punta de pluma / Pesos de peças componentes / Индивидуальный вес

**Änderungen vorbehalten!** / Subject to technical modifications! /  
Sous réserves de modifications ! / Con riserva di modifiche! /  
¡Sujeto a modificaciones sin previo aviso! / Sujeto a modificacões! /  
С правом внесения изменений!

**Sämtliche Angaben erfolgen ohne Gewähr.** / This information is supplied without liability. /  
Ces renseignements sont sans garantie. / Tutte le indicazioni fornite senza garanzia. /  
Declinamos toda responsabilidad derivada de la información proporcionada. / Declinamos  
qualquer responsabilidade quanto à informação fornecida. / Все данные указаны без обязательств.

**TCS-001021-LBC-01 • EN 14439:2009 – A3 • BGL C.0.11.0500 • 04.19**

Printed in Germany.

Liebherr-Werk Biberach GmbH  
Postfach 1663, D-88396 Biberach an der Riss  
☎ +49 73 51 41-0, Fax: +49 73 51 41 22 25  
www.liebherr.com, E-Mail: info.lbc@liebherr.com

Liebherr Industrias Metálicas, S.A.  
Polígono Industrial Agustinos, calle E, E-31014 Pamplona  
☎ +34 94829 70-00, Fax +34 94829 70-29  
www.liebherr.com, E-Mail: info.lim@liebherr.com